



## RESOURCE GUIDE

### About this Guide

This Resource Guide is intended to help Medicare Advantage organizations, providers, physicians, and third party submitters locate information specific to risk adjustment.

The purpose of this Resource Guide is to identify and supply resources that will simplify and clarify both the terminology and the processes employed in the submission of risk adjustment data. An emphasis is given to recent, policy-relevant material.

This Resource Guide is a helpful tool for those who need a quick reference for technical concepts, or for those who need to provide employees with an introductory presentation to the risk adjustment data process. Where possible and appropriate, "screen shots" of important resources on the Internet have been included. These pages may also be utilized as a suitable visual aid for risk adjustment data instructors to enhance their presentation.

The information listed in the Resource Guide is arranged in nine sections:

- RISK ADJUSTMENT ACRONYMS AND TERMS
- CMS WEB RESOURCES
- CMS REFERENCE DOCUMENTS
- CSSC WEB RESOURCES
- CSSC REFERENCE DOCUMENTS
- CODING RESOURCES
- RISK ADJUSTMENT PROCESSING SYSTEM CROSSWALKS
- CMS OPERATIONS SPECIFICATIONS
- APPLICATION FOR ACCESS

### GENERAL CONTACT INFORMATION

**CENTERS FOR MEDICARE & MEDICAID SERVICES (CMS)** - <http://cms.hhs.gov>

#### **CMS Contacts for Technical Issues**

Cynthia Tudor: [cynthnia.tudor@cms.hhs.gov](mailto:cynthnia.tudor@cms.hhs.gov)

Jeff Grant: [jeffrey.grant@cms.hhs.gov](mailto:jeffrey.grant@cms.hhs.gov)

Henry Thomas: [henry.thomas@cms.hhs.gov](mailto:henry.thomas@cms.hhs.gov)

Jan Keys: [Janice.keys@cms.hhs.gov](mailto:Janice.keys@cms.hhs.gov)

Sean Creighton: [sean.creighton@cms.hhs.gov](mailto:sean.creighton@cms.hhs.gov)

**CUSTOMER SERVICE AND SUPPORT CENTER (CSSC)** – <http://www.csscooperations.com>

The CSSC website provides "one-stop shopping" for M+C organizations regarding risk adjustment data submission needs. Visit [www.csscooperations.com](http://www.csscooperations.com) to register for email updates from the CSSC. The updates will serve as notification that new or updated information has been added to the website.

#### **CSSC Contact Information**

877-534-2772 (toll-free)

[csscooperations@palmettogba.com](mailto:csscooperations@palmettogba.com)

### **ASPEN SYSTEMS CORPORATION**

For general questions about training and Risk Adjustment User Groups, please email Aspen Systems Corporation at [CMStraining@aspensys.com](mailto:CMStraining@aspensys.com).



**TABLE OF CONTENTS**

**RISK ADJUSTMENT ACRONYMS AND TERMS..... 1**

**CMS WEB RESOURCES ..... 5**

**CMS REFERENCE DOCUMENTS..... 8**

    Accessing HPMS.....9

    Instructions for Risk Adjustment Implementation .....10

    Monthly Membership Report (MMR) Flat File Layout.....21

    Risk Adjustment Part C Model Output Data File.....27

    New RAS Rx HCC MOR Record Format .....37

**CSSC WEB RESOURCES ..... 54**

**CSSC REFERENCE DOCUMENTS ..... 63**

    CSSC EDI Letter .....64

    CMS EDI Agreement .....66

    CSSC Risk Adjustment Data Submitter Application .....69

    NDM Specifications (RAPS Application) .....71

**CODING RESOURCES ..... 74**

    E Codes .....75

    V Codes .....77

    Neoplasm Guidelines .....79

**RISK ADJUSTMENT PROCESSING SYSTEM CROSSWALKS ..... 80**

**CMS OPERATIONS SPECIFICATIONS..... 89**

**APPLICATION FOR ACCESS..... 146**



## RISK ADJUSTMENT ACRONYMS AND TERMS



**RISK ADJUSTMENT ACRONYMS AND TERMS**

<b>ACRONYM</b>	<b>TERM</b>
AAPC	American Academy of Professional Coders
ACR	Adjusted Community Rates
ACRP	Adjusted Community Rate Proposal
ADS	Alternative Data Sources
ADL	Activities of Daily Living
AGNS	AT&T Global Network Services
AHA	American Hospital Association
AHIMA	American Health Information Management Association
AMA	American Medical Association
ANSI	American National Standards Institute
ANSI X12 837	Variable Length File Format for Electronic Submission of Encounter Data
ASC	Ambulatory Surgical Center
Aspen	Aspen Systems Corporation
BBA	Balanced Budget Act of 1997
BBRA	Balanced Budget Refinement Act 1999
BIC	Beneficiary Identification Code
BIPA	Benefits Improvement and Protection Act of 2000
CAD	Coronary Artery Disease
CFO	Chief Financial Officer
CHF	Congestive Heart Failure
CMHC	Community Mental Health Center
CMS	Centers for Medicare & Medicaid Services
CMS-HCC	CMS Refined Hierarchical Condition Category Risk Adjustment Model
COPD	Chronic Obstructive Pulmonary Disease
CPT	Current Procedural Terminology
CSSC	Customer Service and Support Center
CVD	Cerebrovascular Disease
CWF	Common Working File
CY	Calendar Year
DCP	Data Collection Period
DDE	Direct Data Entry
DHHS	Department of Health & Human Services
DM	Diabetes Mellitus
DME	Durable Medical Equipment
DOB	Date of Birth
DoD	Department of Defense
DOS	Dates of Service
DRG	Diagnosis Related Group
DX	Diagnosis
EDI	Electronic Data Interchange
ESRD	End-Stage Renal Disease
ET	Eastern Time
FERAS	Front-End Risk Adjustment System
FFS	Fee for Service
FQHC	Federally Qualified Health Center
FTP	File Transfer Protocol
GUI	Graphical User Interface
H#	MA Organization CMS Contract Number
HCC	Hierarchical Condition Category
HCFA 1500	Medicare Part B Claim Filing Form
HCPCS	Healthcare Common Procedure Coding System



ACRONYM	TERM
<b>HEDIS</b>	Health Plan Employer Data Information Set
<b>HHS</b>	Department of Health and Human Services
<b>HIC#</b>	Health Insurance Claim Number (Beneficiary Medicare ID#)
<b>HICN</b>	Health Insurance Claim Number (Beneficiary Medicare ID#)
<b>HIPAA</b>	Health Insurance Portability and Accountability Act
<b>HMO</b>	Health Maintenance Organization
<b>HOS</b>	Health Outcomes Survey
<b>HPMS</b>	Health Plan Management System
<b>ICD-9-CM</b>	International Classification of Diseases, Ninth Revision, Clinical Modification
<b>ICN</b>	Internal Claim Number
<b>IP</b>	Internet Protocol
<b>IVC</b>	Initial Validation Contractor
<b>JCAHO</b>	Joint Commission on Accreditation of Health Care Organizations
<b>MA</b>	Medicare Advantage
<b>MA-PD</b>	Medicare Advantage Prescription Drug Plan
<b>MARx</b>	Medicare Advantage Prescription Drug System
<b>MBD</b>	Medicare Beneficiary Database
<b>M+C organization</b>	Medicare+Choice Organization
<b>MCCOY</b>	Managed Care Option Information System
<b>MCO</b>	Managed Care Organization
<b>MDCN</b>	Medicare Data Communications Network
<b>MDS</b>	Minimum Data Set
<b>MMA</b>	Medicare Prescription Drug Modernization Act of 2003
<b>MMCS</b>	Medicare Managed Care System
<b>MMR</b>	Monthly Membership Report
<b>MnDHO</b>	Minnesota Disability Health Options
<b>MOR</b>	Model Output Report
<b>MSA</b>	Medical Savings Account
<b>MSG</b>	Message
<b>MSHO</b>	Minnesota Senior Health Options
<b>NCH</b>	National Claims History
<b>NCHS</b>	National Center for Health Statistics
<b>NCPDP</b>	National Council on Prescription Drug Program
<b>NCQA</b>	National Committee for Quality Assurance
<b>NDM</b>	Network Data Mover
<b>NES</b>	Not elsewhere classified
<b>NMUD</b>	National Medicare Utilization Database
<b>NOS</b>	Not otherwise specified
<b>NSF</b>	National Standard Format
<b>OIG</b>	Office of Inspector General
<b>OREC</b>	Original Reason for Entitlement Code
<b>Palmetto GBA</b>	Palmetto Government Benefits Administrators
<b>PACE</b>	Program of All-Inclusive Care for the Elderly
<b>PCN</b>	Patient Control Number
<b>PHS</b>	PACE Health Survey
<b>PIP-DCG</b>	Principal Inpatient Diagnostic Cost Group
<b>PPO</b>	Preferred Provider Organization
<b>QIO</b>	Quality Improvement Organization
<b>RAPS</b>	Risk Adjustment Processing System
<b>RAPS Database</b>	Risk Adjustment Processing System Database
<b>RAS</b>	Risk Adjustment System
<b>RHC</b>	Rural Health Clinic
<b>RPT</b>	Report



<b>ACRONYM</b>	<b>TERM</b>
RRB	Railroad Retirement Board
RT	Record Type
RxHCC	Prescription Drug Hierarchical Condition Category
SAS	Statistical Analysis Software
SH#	Submitter CMS Contract Number
S/HMO	Social Health Maintenance Organizations
SNF	Skilled Nursing Facility
SSD	Selected Significant Disease Model
SSN	Social Security Number
SUB ID	Submitter ID
SVC	Second Validation Contractor
TOB	Type of Bill
UB-92	Uniform Billing Form 92
VA	Veterans Administration
WPP	Wisconsin Partnership Program



## CMS WEB RESOURCES



**CMS Main Page**

<http://www.cms.hhs.gov>

**Advance Notice of Methodological Changes for Calendar Year (CY) 2004 (45-Day Notice)**

<http://www.cms.hhs.gov/MedicareAdvtgSpecRateStats/Downloads/Advance2004.pdf>

**Announcement of Calendar Year (CY) 2004 Medicare+Choice Payment Rates (May 12, 2003)**

<http://www.cms.hhs.gov/MedicareAdvtgSpecRateStats/Downloads/Announcement2004.pdf>

**Cover Letter Regarding Revised Medicare Advantage Rates for Calendar Year (CY) 2004 (January 16, 2004)**

<http://www.cms.hhs.gov/MedicareAdvtgSpecRateStats/Downloads/Announcement2004b.pdf>

**Advance Notice of Methodological Changes for Calendar Year (CY) 2005 Medicare Advantage (MA) Payment Rates (45-Day Notice)**

<http://www.cms.hhs.gov/MedicareAdvtgSpecRateStats/Downloads/Advance2005.pdf>

**Advance Notice of Methodological Changes for Calendar Year (CY) 2006 Medicare Advantage (MA) Payment Rates (45-Day Notice)**

<http://www.cms.hhs.gov/MedicareAdvtgSpecRateStats/Downloads/Advance2006.pdf>

**Announcement of Calendar Year (CY) 2006 Medicare Advantage Payment Rates (April 4, 2005)**

<http://www.cms.hhs.gov/MedicareAdvtgSpecRateStats/Downloads/Announcement2006.pdf>

**Medicare Managed Care Manual**

<http://cms.hhs.gov/manuals/downloads/mc86c13.pdf>

**Rate Book Information**

<http://www.cms.hhs.gov/MedicareAdvtgSpecRateStats/RSD/list.asp>

**Healthplans Page**

<http://www.cms.hhs.gov/HealthPlansGenInfo/>

**Risk Adjustment Page**

[http://www.cms.hhs.gov/DrugCoverageClaimsData/02\\_RxClaims\\_PaymentRiskAdjustment.asp](http://www.cms.hhs.gov/DrugCoverageClaimsData/02_RxClaims_PaymentRiskAdjustment.asp)





**Health Insurance Portability and Accountability Act (HIPAA) Page**

<http://www.cms.hhs.gov/HIPAAGenInfo/>

**Quarterly Provider Updates**

<http://www.cms.hhs.gov/providerupdate/main.asp>

**Medicare Beneficiary Database User's Manual**

[http://www.mcoservice.com/new/references/mbd-usermanual\\_052104.pdf](http://www.mcoservice.com/new/references/mbd-usermanual_052104.pdf)

**Official Coding Guidelines on Centers for Disease Control & Prevention Website**

<http://www.cdc.gov/nchs/data/icd9/icdguide.pdf>

**Risk Adjustment Model Output Report Letter**

<http://csscooperations.com/new/references/cmsinstructions.html>

**Medicare Advantage (MA) Prescription Drug Plans Plan Communications User's Guide**

[http://www.mmahelp.cms.hhs.gov/\\_assets/PCUGv1.1\\_11.07.05.pdf](http://www.mmahelp.cms.hhs.gov/_assets/PCUGv1.1_11.07.05.pdf)



## CMS REFERENCE DOCUMENTS



## Health Plan Management System (HPMS)

HPMS is a CMS information system created specifically for the Medicare Advantage program that provides MA organization level information.

### Accessing HPMS

- Access to HPMS is accomplished via the Medicare Data Communications Network (MDCN).
- A User ID is required for HPMS access. If you do not currently have access, complete the "Access to CMS Computer Systems" form available at <http://new.cms.hhs.gov/AccessstoDataApplication/Downloads/Access.pdf> or at the end of this Resource Guide.
- If MA organizations experience difficulty logging into HPMS, please contact Don Freeburger ([don.freeburger@cms.hhs.gov](mailto:don.freeburger@cms.hhs.gov)) 410-786-4586 or Neetu Jhagwani ([neetu.jhagwani@cms.hhs.gov](mailto:neetu.jhagwani@cms.hhs.gov)) 410-786-2548.



**FINAL INSTRUCTIONS AS THEY APPEAR IN THE RENEWAL AND NONRENEWAL  
INSTRUCTIONS FOR THE 2003 CONTRACT YEAR FOR MEDICARE +CHOICE  
ORGANIZATIONS (dated 05/03/02)**

**Instructions for Risk Adjustment Implementation**

**Background**

The Balanced Budget Act of 1997 gave the Secretary of Health and Human Services the authority to collect inpatient hospital data for discharges on or after July 1, 1997. CMS implemented the Principal Inpatient - Diagnostic Cost Group (PIP-DCG) risk adjustment method based on the principal inpatient hospital discharge diagnosis. The encounter data collection was expanded in 2000-2001 to include physician and hospital outpatient data. In May 2001, the Secretary announced a suspension of the requirements for filing physician and hospital outpatient encounter data collection pending a review of the administrative burden that was associated with that effort. As a direct result of that review, including consultation with M+C organizations, these instructions implement a streamlined process for M+C organizations to collect and submit data for risk adjustment, balancing burden reduction with improved payment accuracy.

**Effective Dates**

These instructions are effective for all risk adjustment data submitted for dates of service on or after July 1, 2002. Data from that date forward must be submitted for relevant diagnoses noted during hospital inpatient stays and hospital outpatient and physician visits. M+C organizations may begin submitting data on October 1, 2002 and must meet their first quarterly submission requirement by December 31, 2002. In addition, these instructions provide the guidelines for submitting 2003 reconciliation data for the PIP-DCG model after October 1, 2002.

**Reporting**

The requirements as described herein shall apply to all M+C organizations, the Program of All-Inclusive Care for the Elderly (PACE) and all active capitated demonstrations except United Mine Workers Association (UMWA) and the Department of Defense (DOD) Tricare. Additional data requirements may be required for demonstrations at the time of their renewal, typically under the "Special Terms and Conditions" section of their waiver.

**Provider Type Definitions**

The following sections define the provider types from which M+C organizations may submit diagnoses. Any diagnoses received from the provider types as defined may be submitted. For information on the minimum requirements for diagnosis submission, see the data submission instructions below. The provider types and their respective codes are hospital inpatient, which is further subdivided into principal hospital inpatient (01) and other hospital inpatient (02); hospital outpatient (10); and physician (20).

***Hospital Inpatient Data***

Inpatient hospital data should be differentiated based on whether it is received from within or outside of the M+C organization's provider network. Because the Code of Federal Regulations (CFR) requires that all M+C organization network hospitals have a Medicare provider agreement (see 42CFR422.204(a)3(i)), by extension, a network provider should have a Medicare provider billing number for a hospital inpatient facility. If a facility does not have a hospital inpatient Medicare provider number, the M+C organization shall not submit diagnoses from that facility as hospital inpatient data. Table 1, at the end of these



instructions, gives the list of valid provider number ranges for hospital inpatient facilities. Please note that it is not necessary for M+C organizations to receive the Medicare provider number from the hospital on incoming transactions, i.e., the M+C organization may utilize its own provider identifications system. Regardless of how M+C organizations identify their facilities, M+C organizations must be able to distinguish diagnoses submitted by facilities that qualify as Medicare hospital inpatient facilities from diagnoses submitted by non-qualifying facilities.

For diagnoses received from non-network facilities, the M+C organization should first check whether the hospital is a Medicare-certified hospital inpatient facility. If the provider is a Medicare-certified hospital inpatient facility, the M+C organization should submit the diagnoses from this facility. If the hospital is not Medicare certified but is a Department of Veterans Affairs (VA) or DOD facility, the M+C organization must verify that it is a legitimate inpatient facility by contacting the Customer Service and Support Center (CSSC) prior to submitting data from that facility. If the hospital is not Medicare certified or VA/DOD, the M+C organization should contact CMS to verify that the facility qualifies as a hospital inpatient facility prior to submitting any diagnoses from that facility.

To aid in determining whether or not a provider is a Medicare-certified hospital inpatient facility, the M+C organization may refer to the Medicare provider number. The Medicare provider number has a two-digit state code followed by four digits that identify the type of provider and the specific provider number. Table 1 outlines the number ranges for all facility types that CMS considers to be Medicare hospital inpatient facilities. The XX in the first two positions of every number represents the state code. If the facility's Medicare provider number is unknown, the M+C organization may verify the provider number with the facility's billing department.

Some hospitals also operate Skilled Nursing Facilities (SNFs) as separate components within the hospital or have components with "swing beds" that can be used for either hospital inpatient or SNF stays. M+C organizations shall not submit any diagnoses for stays in the SNF component of a hospital or from swing bed stays when the swing beds were utilized as SNF beds. Stays in both of these circumstances qualify as SNF stays and do not qualify as hospital inpatient stays. If the Medicare provider number is on the incoming transaction from the facility, the M+C organization may distinguish the SNF or SNF swing-bed stays by the presence of a U, W, Y or Z in the third position of the Medicare provider number (e.g., 11U001).

#### ***Principal Hospital Inpatient and Other Hospital Inpatient Diagnoses***

M+C organizations must differentiate between the principal hospital inpatient diagnosis and all other hospital inpatient diagnoses when coding the provider type on the new risk adjustment transaction. According to the Official ICD-9 CM Guidelines for Coding and Reporting, the principal diagnosis is defined in the Uniform Hospital Discharge Data Set (UHDDS) as "that condition established after study to be chiefly responsible for occasioning the admission of the patient to the hospital for care". The principal diagnosis as reported by the hospital shall be coded as Provider Type 01, Principal Hospital Inpatient. CMS strongly recommends that M+C organizations continue to collect electronic encounter data or claims from hospital inpatient stays to ensure the proper identification of the principal diagnosis.

The remaining diagnoses from a hospital inpatient stay shall be coded as Provider Type 02, Other Hospital Inpatient. The guidance for coding other conditions appears in Official ICD-9 CM Guidelines for Coding and Reporting, as well as in the section of these instructions titled Coexisting Conditions.



### ***Outpatient Hospital Data***

Hospital outpatient data includes any diagnoses from a hospital outpatient department, excluding diagnoses that are derived only from claims or encounters for laboratory services, ambulance, or durable medical equipment, prosthetics, orthotics, and supplies. Hospital outpatient departments include all provider types listed on Table 2 at the end of these instructions. Along with the provider types in the table, Table 2 also lists the valid Medicare provider number ranges for those provider types. The XX in the first two positions of every range represents the state code component of the Medicare provider number.

Because Medicare has multiple number ranges for many provider types, and continuous number ranges feature multiple provider types, a simplified list with the continuous valid Medicare provider number ranges for hospital outpatient facilities is provided in Table 3. CMS has included Federally Qualified Health Centers, Community Mental Health Centers, and Rural Health clinics in the list of outpatient facilities to ensure M+C organizations are allowed to submit complete physician data. These three facility

types utilize a composite bill that covers both the physician and the facility component of the services, and services rendered in these facilities do not result in an independent physician claim.

M+C organizations should determine which providers qualify as hospital outpatient facilities in a similar manner as they determine which providers qualify as hospital inpatient facilities. As with hospital inpatient data, diagnoses collected from network providers are differentiated from diagnoses collected from non-network providers. Because all M+C organization network hospitals must have a provider agreement, all network hospital outpatient facilities must have a Medicare provider number within the range of valid hospital outpatient provider numbers (see Table 3 below). If a facility does not have a hospital outpatient Medicare provider number, the M+C organization shall not submit diagnoses from that facility as hospital outpatient data. It is not necessary that M+C organizations receive the Medicare provider number on incoming risk adjustment transactions, even if the transactions are electronic encounters or claims. However, M+C organizations must be able to distinguish diagnoses submitted by providers that qualify as hospital outpatient facilities from diagnoses submitted by non-qualifying providers.

For diagnoses received from non-network facilities, the M+C organization should first check whether the hospital is a Medicare-certified hospital outpatient facility. If the provider is a Medicare-certified hospital outpatient facility, the M+C organization should submit the diagnoses from this facility. If the hospital is not Medicare certified but is a VA or DOD facility, the M+C organization must verify that it is a legitimate outpatient facility by contacting the CSSC prior to submitting data from that facility. If the hospital is not Medicare certified or VA/DOD, the M+C organization should contact CMS to verify that the facility qualifies as a hospital outpatient facility prior to submitting any diagnoses from that facility.

As with hospital inpatient facilities, if the facility's Medicare provider number is unknown, the M+C organization may verify the provider number by contacting facility's billing department.



### ***Physician Data***

For purposes of risk adjustment data, physicians are defined by the specialty list in Table 4. This list includes certain non-physician practitioners, who for purposes of risk adjustment data will be covered under the broad definition of physicians. This list also includes multi-specialty groups and clinics. This inclusion is solely intended to allow M+C organizations to submit data based on claims received from groups and clinics that bill M+C organizations on behalf of individual practitioners covered on the specialty list.

Physician risk adjustment data is defined as diagnoses that are noted as a result of a face-to-face visit by a patient to a physician (as defined above) for medical services. Pathology and radiology services represent the only allowable exceptions to the face-to-face visit requirement, since pathologists do not routinely see patients and radiologists are not required to see patients to perform their services. Medicare fee-for-service coverage and payment rules do not apply to risk adjustment data; therefore, M+C organizations may submit diagnoses noted by a physician even when the services rendered on the visit are not Medicare-covered services. The diagnoses should be coded in accordance with the diagnosis coding guidelines in these instructions.

### **Data Collection**

M+C organizations have several options for collecting data to support the risk adjustment submission. When M+C organizations collect data from providers, they may choose to utilize: 1) the standard claim or encounter formats, 2) a superbill, or 3) the minimum data set, i.e., the format used to report risk adjustment data to CMS.

Standard claim and encounter formats currently include the UB-92, the National Standard Format (NSF), and ANSI X12 837. All M+C organizations that collect electronic fee-for-service claim or no-pay encounters from their provider networks shall utilize the data from these transactions to prepare their risk adjustment data submissions. M+C organizations with capitated or mixed networks may also choose to use an electronic claim or encounter format to collect risk adjustment data from their capitated providers.

When Health Insurance Portability and Accountability Act (HIPAA) transaction standards become mandatory, all electronic claims or encounters sent from providers (physicians and hospitals) to health plans (M+C organizations) will constitute HIPAA-covered transactions. Any M+C organization that utilizes an electronic claim or encounter format for their risk adjustment data collection will need to convert to ANSI X12 837 version 40.10 when HIPAA standards become mandatory.

M+C organizations may elect to utilize a superbill or the minimum data set (HIC, diagnosis, "from date," "through date," and provider type) to collect risk adjustment data. Use of a superbill or the minimum data set to collect diagnoses does not violate HIPAA transaction standards, since neither of these data collection methods constitutes a covered transaction, i.e., these transactions are not claims or encounters. However, any M+C organization that utilizes an electronic claim or encounter to collect diagnoses from their providers shall submit the diagnoses collected on those claims and encounters. M+C organizations shall not utilize a superbill or the minimum risk adjustment data set to obtain diagnoses from providers who submit electronic claims or encounters, except when correcting erroneous diagnoses or supplementing incomplete diagnoses.

Regardless of the method(s) that the M+C organization utilizes to collect data from providers, any M+C organization may utilize any submission method accepted by CMS (UB-92, NSF, ANSI, risk adjustment data format, or direct data entry).



### **Diagnostic Coding**

Medicare utilizes ICD-9-CM as the official diagnosis code set for all lines of business. In accordance with this policy, CMS will utilize ICD-9 diagnosis codes in the determination of risk adjustment factors. M+C organizations must submit for each beneficiary all relevant ICD-9 codes that are utilized in the risk adjustment model. M+C organizations must submit each relevant diagnosis at least once during a risk adjustment data reporting period, with the first period being July 1, 2002 – June 30, 2003. Future risk adjustment data reporting periods will be announced January 15, 2003.

At a minimum, the submitted ICD-9 codes must be sufficiently specific to allow appropriate grouping of the diagnoses in the risk adjustment model. CMS has provided a list of the minimal ICD-9 codes required to group diagnoses for risk adjustment. In all cases, coding to the highest degree of specificity provides the most accurate coding and ensures appropriate grouping in the risk adjustment model. For the complete list of diagnoses used in the risk adjustment model, as well as the list of diagnoses with the minimum specificity required to group for the model, see web links at the end of these instructions.

M+C organizations must apply the following guidelines when collecting data from their provider networks. If the M+C organization utilizes an abbreviated method of collecting diagnoses, such as a superbill, the diagnoses may be coded to the highest level of specificity or to the level of specificity necessary to group the diagnosis appropriately for risk adjusted payments. If the M+C organization collects data using an encounter or claim format, the codes should already be at the highest level of specificity. CMS encourages M+C organizations to utilize the full level of specificity in submitting risk adjustment data. Regardless of the level of specificity of submitted diagnoses, a medical record must substantiate all diagnostic information provided to CMS.

The Official ICD-9 CM Guidelines for Coding and Reporting (see web links at end of instructions) provides guidance on diagnosis coding. This document provides guidelines for hospital inpatient, hospital outpatient and physician services.

ICD-9-CM codes are updated on an annual basis. Physicians and providers must begin using the ICD-9-CM codes as updated in October 2001 for risk adjustment data submitted on or after July 1, 2002. It is very important that physicians and providers use the most recent version of the ICD-9-CM coding book. Failure to use the proper codes will result in diagnoses being rejected in the Risk Adjustment Processing System. Information regarding ICD-9-CM codes is available on the Internet at <http://cms.hhs.gov>.

### **Coexisting Conditions**

Physicians and providers should use the Official ICD –9-CM Guidelines for Coding and Reporting and Medicare fee-for-service rules when submitting risk adjustment data to M+C organizations. The official guidelines that govern those coexisting conditions that may be coded and reported by hospital inpatient, hospital outpatient and physician providers are summarized below. The guidelines for inpatient hospital stays are as follows:

“...all conditions that coexist at the time of admission, that develop subsequently, or that affect the treatment received and/or length of stay. Diagnoses that relate to an earlier episode which have no bearing on the current hospital stay are to be excluded.”

The guidelines for coexisting conditions that should be coded for hospital outpatient and physician services are as follows:





"Code all documented conditions that coexist at time of the encounter/visit, and require or affect patient care treatment or management. Do not code conditions that were previously treated and no longer exist. However, history codes (V10-V19) may be used as secondary codes if the historical condition or family history has an impact on current care or influences treatment."

Physicians and hospital outpatient departments shall not code diagnoses documented as "probable", "suspected", "questionable", "rule out", or "working" diagnosis. Rather, physicians and hospital outpatient departments shall code the condition(s) to the highest degree of certainty for that encounter/visit, such as symptoms, signs, abnormal test results, or other reason for the visit.

### **Alternative Data Sources (ADS)**

Alternative data sources include diagnostic data from sources other than inpatient hospital, outpatient hospital, and physician services. M+C organizations may use ADS as a check to ensure that all required diagnoses have been submitted to CMS for risk adjustment purposes. Two examples of ADS include pharmacy records and information provided to national or state cancer registries.

Note that M+C organizations may not utilize ADS as an alternative to diagnoses from a provider. If M+C organizations elect to utilize one or more ADS, they must ensure that the diagnosis reported to CMS is recorded in the beneficiary's medical record for the data collection period or that the medical record documents the clinical evidence of that specific diagnosis for the data collection period.

For example, prescription of an ACE inhibitor, alone, would not be considered as sufficient the sole data source of "clinical evidence" of CHF; instead the medical record would need to document an appropriate clinician's diagnosis of congestive heart failure during the data collection period (e.g., where an "appropriate clinician" is a physician/nurse practitioner/physician assistant). A laboratory test showing one reading of high blood sugar would also not be considered to be sufficient "clinical evidence" of diabetes--the medical record would need to document a clinician's diagnosis of diabetes during the data collection period.

### **Diagnosis Submission**

For each enrolled beneficiary, M+C organizations shall submit each relevant diagnosis at least once during a data collection period. A relevant diagnosis is one that meets three criteria:

- 1) the diagnosis is utilized in the model;
- 2) the diagnosis was received from one of the three provider types covered by the risk adjustment requirements; and
- 3) the diagnosis was collected according to the risk adjustment data collection instructions.

M+C organizations may elect to submit a diagnosis more than once during a data collection period for any given beneficiary, as long as that diagnosis was recorded based on a visit to one of the three provider types covered by the risk adjustment data collection requirements. The first data collection period will cover all diagnoses submitted for dates of service from July 1, 2002 through June 30, 2003.

CMS will utilize the "through date" of a particular diagnosis when determining the "date of service" for purposes of risk adjustment; i.e., all diagnoses that have a "through date" that falls within the data collection year will be utilized in the risk adjustment model. For hospital inpatient diagnoses, the "through date" should be the date of discharge. All hospital inpatient diagnoses shall have a "through date". For physician and hospital outpatient diagnoses, the "through date" should represent either the



exact date of a patient visit or the last visit date for a series of services. For outpatient and physician diagnoses that correspond to a single date of service, M+C organizations have the option of submitting only the “from date”, leaving the “through date” blank. When a M+C organization submits a “from date” and no “through date”, the Risk Adjustment Processing System (RAPS) will automatically copy the “from date” into the “through date” field. The returned file, provided to the M+C organization, will contain both a “from date” and “through date” for every diagnosis.

### **Date Span**

Date span is the number of days between the “from date” and “through date” on a diagnosis. For inpatient diagnoses, the “from date” and “through date” should always represent the admission and discharge dates respectively. Therefore, the date span should never be greater than the length of the inpatient stay. For physician and hospital outpatient data, the date span shall not exceed 30 days.

### **Submission Frequency**

M+C organizations shall submit at least once per calendar quarter. Each quarter’s submission should represent approximately one quarter of the data that the M+C organization will submit over the course of the year. The amount of records and diagnoses to which this corresponds depends upon the type of submission a M+C organization selects. If a M+C organization elects to use a claim or encounter submission, the ratio of records and diagnoses to enrollees will be much higher than if a M+C organization elects to use a quarterly summary transaction.

CMS will monitor submissions to ensure that all M+C organizations meet the quarterly submission requirements. For M+C organizations that do not receive a regular submission of superbills, claims, or encounter data from their providers, CMS strongly recommends that these organizations request new diagnoses from all network providers on a quarterly basis at a minimum to ensure accurate, complete and timely data submission.

### **Submission Methods**

Data submission to CMS may be accomplished through any of the following methods:

- 1) full or abbreviated UB-92 Version 6.0;
- 2) full or abbreviated National Standard Format (NSF) Version 3.1;
- 3) ANSI X12 837 Version 30.51 (only for those submitters currently utilizing this version);
- 4) ANSI X12 837 Version 40.10;
- 5) the new RAPS format; and
- 6) on-line direct data entry (DDE) available through Palmetto Government Benefits Administrators.

Regardless of the method of submission that a M+C organization selects, all transactions will be subject to the same edits. The Front-End Risk Adjustment System (FERAS) will automatically format all DDE transactions in the RAPS format. Transactions that are submitted in claim or encounter formats will be converted to the RAPS format prior to going through any editing. The mapping from each claim or encounter transaction to the RAPS format is on the CSSC web site at [www.csscoperations.com](http://www.csscoperations.com).

Each M+C organization should select the most efficient method for data submission, taking into account the unique nature of its data systems. M+C organizations may elect to utilize more than one submission method. All transactions will be submitted using the same network connectivity that M+C organizations currently utilize for encounter data submission. For assistance in utilizing any of the submission methods, please contact the Customer Service and Support Center (CSSC) at 1-877-534-2772.



### **Deleting Diagnoses**

The RAPS will not perform adjustment processing. In place of the current adjustment process, there will be a diagnosis delete function available that will serve the same purpose. Each diagnosis cluster (diagnosis code, from and "through date"s, and provider type) will be stored separately as a unique cluster associated with a person's HIC number. If a diagnosis was submitted in error and needs to be corrected, the original diagnosis cluster must be resubmitted with a delete indicator in the appropriate field. The correct diagnosis may be sent as a normal transaction. Delete transactions may only be submitted using the RAPS format or the DDE function. When a delete record is received, CMS will maintain the original diagnosis cluster on file and add to it a delete indicator and the date of the deletion.

### **2003 Hospital Inpatient Data**

M+C organizations should submit as much 2003 data as possible through the existing encounter data processing system. 2003 data is defined as hospital inpatient data for dates of discharge from July 1, 2001 through June 30, 2002. Any data submitted on or before September 27, 2002 will be processed through the existing systems and will be reported back to the M+C organizations in the existing report formats. This includes all data that is submitted in September 2002 and finalized in October 2002. Please note that the deadline for submitting data for 2003 risk adjustment is September 6, 2002, and the 2002 reconciliation data submission deadline will be September 27, 2002.

M+C organizations may submit reconciliation data for 2003 after the October 1, 2002 implementation of RAPS. Reconciliation data will be run through the PIP-DCG model. All reconciliation data must be submitted utilizing a full UB-92, the encounter version of the UB-92, or the ANSI X12 837 to ensure the accuracy of the PIP-DCG model. M+C organizations should submit only the 111 or 11Z bill types. The data will be converted at the FERAS into the RAPS format and sent through the normal RAPS processing. The returned report will be in the RAPS format, rather than the encounter data report formats. The transaction will be stored as one set of diagnosis clusters to maintain the integrity of the original transaction.

M+C organizations shall not submit adjustment transactions for 2003 reconciliation data after October 1, 2002. Any data submitted after that date should be submitted as a 111 or 11Z bill type. When M+C organizations need to correct a previously submitted transaction, M+C organizations shall send a new 111 or 11Z with the corrected information. In the same manner as CMS handled the original abbreviated hospital inpatient encounter data, CMS will check the from and "through dates" to identify duplicate inpatient transactions, determine which of the duplicate transactions was submitted most recently, and utilize the most recent transaction for calculating the risk adjustment factor.

### **Electronic Data Interchange (EDI) Agreements**

All M+C organizations should have EDI agreements on file at Palmetto GBA, the front-end recipient of all encounter data. The language in encounter data EDI agreements has been updated to reflect the change from encounter data submission to risk adjustment data submission. All M+C organizations must complete a new EDI agreement prior to submitting to the new system. This change does not in any way change the network connectivity M+C organizations currently utilize, but merely aligns the language in the agreement with the new data rules.

### **Use of Third Party Submitters**

M+C organizations may continue to utilize third-party vendors to submit risk adjustment data. Regardless who submits the data; CMS holds the M+C organization accountable for the content of the submission.



### **Data Validation**

A sample of risk adjustment data used for making payments may be validated against hospital inpatient, hospital outpatient, and physician medical records to ensure the accuracy of medical information. Risk adjustment data will be validated to the extent that the diagnostic information justifies appropriate payment under the risk adjustment model. M+C organizations will be provided with additional information as the process for these reviews is developed.

M+C organizations must submit risk adjustment data that are substantiated by the physician or provider's full medical record. M+C organizations must maintain sufficient information to trace the submitted diagnosis back to the hospital or physician that originally reported the diagnosis. Since M+C organizations may submit summary level transactions without a link to a specific encounter or claim, establishing an appropriate audit trail to the original source of the data requires diligent information management on the part of the M+C organization.

### **Web Links**

The following web links contain information cited within these instructions.

### **Web Links**

The following web links contain information cited within these instructions.

RAPS format, mapping, and edits

[www.csscooperations.com](http://www.csscooperations.com)

ICD-9-CM Public Use Files

<http://www.cms.hhs.gov/ICD9ProviderDiagnosticCodes/>

ICD-9-CM Coding Guidelines

<http://www.cdc.gov/nchs/datawh/ftpser/ftp9/ftp9.htm>

Diagnosis Codes for Risk Adjustment

<http://63.241.27.79/healthplans/riskadj/>



**Table 1: Hospital Inpatient Facility Types Acceptable for Risk Adjustment Data Submission and Associated Valid Medicare Provider Number Ranges**

Type of Inpatient Hospital Facility	Number Range
Short-term (General and Specialty) Hospitals	XX0001-XX0899 XXS001-XXS899 XXT001-XXT899
Medical Assistance Facilities/Critical Access Hospitals	XX1225-XX1399
Religious Non-Medical Health Care Institutions (formerly Christian Science Sanatoria)	XX1990-XX1999
Long-term Hospitals	XX2000-XX2299
Rehabilitation Hospitals	XX3025-XX3099
Children's Hospitals	XX3300-XX3399
Psychiatric Hospitals	XX4000-XX4499

**Table 2: Facility Types Acceptable for Hospital Outpatient Risk Adjustment Data Submission and Associated Valid Medicare Provider Number Ranges**

Type of Outpatient Hospital Facility	Number Range
Short-term (General and Specialty) Hospitals	XX0001-XX0899 XXS001-XXS899 XXT001-XXT899
Medical Assistance Facilities/Critical Access Hospitals	XX1225-XX1399
Community Mental Health Centers	XX1400-XX1499 XX4600-XX4799 XX4900-XX4999
Federally Qualified Health Centers/Religious Non-Medical Health Care Institutions (formerly Christian Science Sanatoria)	XX1800-XX1999
Long-term Hospitals	XX2000-XX2299
Rehabilitation Hospitals	XX3025-XX3099
Children's Hospitals	XX3300-XX3399
Rural Health Clinic, Freestanding and Provider-Based	XX3400-XX3499 XX3800-XX3999 XX8500-XX8999
Psychiatric Hospitals	XX4000-XX4499

**Table 3: Continuous Valid Medicare Provider Number Ranges For Hospital Outpatient Facilities**

XX0001-XX0899 (also includes XXS001-XXS899 and XXT001-XXT899)
XX1225-XX1499
XX1800-XX2299
XX3025-XX3099
XX3300-XX3499
XX3800-XX3999
XX4000-XX4499
XX4600-XX4799
XX4900-XX4999
XX8500-XX8999

**Table 4: Specialties Acceptable for Physician Risk Adjustment Data Submission and Associated Medicare Specialty Numbers**

01	General Practice	43	Certified Registered Nurse Anesthetist
02	General Surgery	44	Infectious disease
03	Allergy/Immunology	46	Endocrinology
04	Otolaryngology	48	Podiatry
05	Anesthesiology	50	Nurse practitioner
06	Cardiology	62	Psychologist
07	Dermatology	64	Audiologist
08	Family Practice	65	Physical therapist
10	Gastroenterology	66	Rheumatology
11	Internal medicine	67	Occupational therapist
12	Osteopathic manipulative therapy	68	Clinical psychologist
13	Neurology	70	Multispecialty clinic or group practice
14	Neurosurgery	72	Pain Management
16	Obstetrics/gynecology	76	Peripheral vascular disease
18	Ophthalmology	77	Vascular surgery
19	Oral Surgery (Dentists only)	78	Cardiac surgery
20	Orthopedic surgery	79	Addiction medicine
22	Pathology	80	Licensed clinical social worker
24	Plastic and reconstructive surgery	81	Critical care (intensivists)
25	Physical medicine and rehabilitation	82	Hematology
26	Psychiatry	83	Hematology/oncology
28	Colorectal surgery	84	Preventative medicine
29	Pulmonary disease	85	Maxillofacial surgery
33	Thoracic surgery	86	Neuropsychiatry
34	Urology	89	Certified clinical nurse specialist
35	Chiropractic	90	Medical oncology
36	Nuclear medicine	91	Surgical oncology
37	Pediatric medicine	92	Radiation oncology
38	Geriatric medicine	93	Emergency medicine
39	Nephrology	94	Interventional radiology
40	Hand surgery	97	Physician assistant
41	Optometry (specifically means optometrist)	98	Gynecologist/oncologist
42	Certified Nurse Midwife	99	Unknown physician specialty



MONTHLY MEMBERSHIP REPORT (MMR) (DRUG AND NON-DRUG FIELDS)

MMR FLAT FILE LAYOUT

#	Field Name	Len	Pos	Description
1	Contract Number	5	1-5	The organization's Contract Number
2	Run Date of the File	8	6-13	YYYYMMDD
3	Payment Date	6	14-19	YYYYMM
4	HIC Number	12	20-31	Member's HIC #
5	Surname	7	32-38	
6	First Initial	1	39-39	
7	Sex	1	40-40	M = Male, F = Female
8	Date of Birth	8	41-48	YYYYMMDD
9	Age Group	4	49-52	BBEE BB = Beginning Age EE = Ending Age
10	State & County Code	5	53-57	
11	Out of Area Indicator	1	58-58	Y = Out of Contract-level service area Always Spaces on Adjustment
12	Part A Entitlement	1	59-59	Y = Entitled to Part A
13	Part B Entitlement	1	60-60	Y = Entitled to Part B
14	Hospice	1	61-61	Y = Hospice
15	ESRD	1	62-62	Y = ESRD
16	Working Aged	1	63-63	Y = Working Aged
17	Institutional	1	64-64	Y = Institutional
18	NHC	1	65-65	Y = Nursing Home Certifiable
19	Medicaid	1	66-66	Y = Medicaid Status
20	FILLER	1	67-67	SPACES



MMR FLAT FILE LAYOUT (CONTINUED)

#	Field Name	Len	Pos	Description
21	Medicaid Indicator	1	68-68	Y = Medicaid Addon
22	PIP-DCG	2	69-70	PIP-DCG Category - <b>Only on pre-2004 adjustments</b>
23	Default Indicator	1	71-71	Y = default RA factor in use <ul style="list-style-type: none"> <li>For pre-2004 adjustments, a "Y" indicates that a new enrollee RA factor is in use</li> <li>For post-2003 payments and adjustments, a "Y" indicates that a default factor was generated by the system due to lack of a RA factor.</li> </ul>
24	Risk Adjuster Factor A	7	72-78	NN.DDDD
25	Risk Adjuster Factor B	7	79-85	NN.DDDD
26	Number of Paymt/Adjustmt Months Part A	2	86-87	99
27	Number of Paymt/Adjustmt Months Part B	2	88-89	99
28	Adjustment Reason Code	2	90-91	99 Always Spaces on Payment
29	Paymt/Adjustmt Start Date	8	92-99	YYYYMMDD
30	Paymt/Adjustmt End Date	8	100-107	YYYYMMDD
31	Demographic Paymt/Adjustmt Rate A	9	108-116	-\$\$\$\$\$.99
32	Demographic Paymt/Adjustmt Rate B	9	117-125	-\$\$\$\$\$.99
33	Risk Adjuster Paymt/Adjustmt Rate A	9	126-134	-\$\$\$\$\$.99
34	Risk Adjuster Paymt/Adjustmt Rate B	9	135-143	-\$\$\$\$\$.99





MMR FLAT FILE LAYOUT (CONTINUED)

#	Field Name	Len	Pos	Description
35	Low Income Subsidy (LIS) Premium Amount	28	144-171	Contains the amount of the Part D premium that is being paid to MA organizations on behalf of affected members.
36	Risk Adjuster Age Group (RAAG)	4	172-175	BBEE BB = Beginning Age EE = Ending Age
37	Previous Disable Ratio (PRDIB)	7	176-182	NN.DDDD Percentage of Year (in months) for Previous Disable Add-On – <b>Only on pre-2004 adjustments</b>
38	FILLER	2	183-184	SPACES
39	Plan Benefit Package Id	3	185-187	Plan Benefit Package Id FORMAT 999
40	Race Code	1	188-188	Format X Values: 0 = Unknown 1 = White 2 = Black 3 = Other 4 = Asian 5 = Hispanic 6 = N. American Native
41	RA Factor Type Code	2	189-190	Type of factors in use (see Fields 24-25): C = Community C1 = Community Post-Graft I (ESRD) C2 = Community Post-Graft II (ESRD) D = Dialysis (ESRD) E = New Enrollee ED = New Enrollee Dialysis (ESRD) E1 = New Enrollee Post-Graft I (ESRD) E2 = New Enrollee Post-Graft II (ESRD) G1 = Graft I (ESRD) G2 = Graft II (ESRD) I = Institutional I1 = Institutional Post-Graft I (ESRD) I2 = Institutional Post-Graft II (ESRD)
42	Frailty Indicator	1	191-191	Y = MCO-level Frailty Factor Included
43	Previously Disabled Indicator	1	192-192	Y = Previously Disabled – <b>Only on post-2003 payments/adjustments</b>
44	Lag Indicator	1	193-193	Y = Encounter data used to calculate RA factor lags payment year by 6 months
45	Segment ID	3	194-196	Identification number of the segment of the PBP. Blank if there are no segments.



MMR FLAT FILE LAYOUT (CONTINUED)

#	Field Name	Len	Pos	Description
46	Enrollment Source	1	197	The source of the enrollment. Values are A = Auto-enrolled by CMS, B = Beneficiary election, C = Facilitated enrollment by CMS, D = Systematic enrollment by CMS (rollover)
47	EGHP Flag	1	198	Employer Group flag; Y = member of employer group, N = member is not in an employer group
48	Part C Basic Premium – Part A Amount	8	199-206	The premium amount for determining the MA payment attributable to Part A. It is subtracted from the MA plan payment for plans that bid above the benchmark. -\$\$\$\$.99
49	Part C Basic Premium – Part B Amount	8	207-214	The premium amount for determining the MA payment attributable to Part B. It is subtracted from the MA plan payment for plans that bid above the benchmark. -\$\$\$\$.99
50	Rebate for Part A Cost Sharing Reduction	8	215-222	The amount of the rebate allocated to reducing the member's Part A cost-sharing. This amount is added to the MA plan payment for plans that bid below the benchmark. -\$\$\$\$.99
51	Rebate for Part B Cost Sharing Reduction	8	223-230	The amount of the rebate allocated to reducing the member's Part B cost-sharing. This amount is added to the MA plan payment for plans that bid below the benchmark. -\$\$\$\$.99
52	Rebate for Other Part A Mandatory Supplemental Benefits	8	231-238	The amount of the rebate allocated to providing Part A supplemental benefits. This amount is added to the MA plan payment for plans that bid below the benchmark. -\$\$\$\$.99
53	Rebate for Other Part B Mandatory Supplemental Benefits	8	239-246	The amount of the rebate allocated to providing Part B supplemental benefits. This amount is added to the MA plan payment for plans that bid below the benchmark. -\$\$\$\$.99
54	Rebate for Part B Premium Reduction – Part A Amount	8	247-254	The Part A amount of the rebate allocated to reducing the member's Part B premium. This amount is retained by CMS for non ESRD members and it is subtracted from ESRD member's payments. -\$\$\$\$.99



MMR FLAT FILE LAYOUT (CONTINUED)

#	Field Name	Len	Pos	Description
55	Rebate for Part B Premium Reduction – Part B Amount	8	255-262	The Part B amount of the rebate allocated to reducing the member's Part B premium. This amount is retained by CMS for non ESRD members and it is subtracted from ESRD member's payments. -\$\$\$\$.99
56	Rebate for Part D Supplemental Benefits – Part A Amount	8	263-270	Part A Amount of the rebate allocated to providing Part D supplemental benefits. -\$\$\$\$.99
57	Rebate for Part D Supplemental Benefits – Part B Amount	8	271-278	Part B Amount of the rebate allocated to providing Part D supplemental benefits. -\$\$\$\$.99
58	Total Part A MA Payment	10	279- 288	The total Part A MA payment. -\$\$\$\$.99
59	Total Part B MA Payment	10	289-298	The total Part B MA payment. -\$\$\$\$.99
60	Total MA Payment Amount	11	299-309	The total MA A/B payment including MMA adjustments. This also includes the Rebate Amount for Part D Supplemental Benefits. -\$\$\$\$\$.99
61	Part D RA Factor	7	310-316	The member's Part D risk adjustment factor. NN.DDDD
62	Part D Low-Income Indicator	1	317	An indicator to identify if the Part D Low-Income multiplier is included in the Part D payment. Values are 1 (subset 1), 2 (subset 2) or blank.
63	Part D Low-Income Multiplier	7	318-324	The member's low-income multiplier. NN.DDDD
64	Part D Long Term Institutional Indicator	1	325	An indicator to identify if the Part D Long-Term Institutional multiplier is included in the Part D payment. Values are A (aged), D (disabled) or blank.
65	Part D Long Term Institutional Multiplier	7	326-332	The member's long term institutional multiplier. NN.DDDD
66	Rebate for Part D Basic Premium Reduction	8	333-340	Amount of the rebate allocated to reducing the member's basic Part D premium. -\$\$\$\$.99
67	Part D Basic Premium Amount	8	341-348	The plan's Part D premium amount. -\$\$\$\$.99
68	Part D Direct Subsidy Payment Amount	10	349-358	The total Part D Direct subsidy payment for the member. -\$\$\$\$.99 Applies to all members.



MMR FLAT FILE LAYOUT (CONTINUED)

#	Field Name	Len	Pos	Description
69	Reinsurance Subsidy Amount	10	359-368	The amount of the reinsurance subsidy included in the payment. -\$\$\$\$.99 Applies to all members.
70	Low-Income Subsidy Cost-Sharing Amount	10	369-378	The amount of the low-income subsidy cost-sharing amount included in the payment. -\$\$\$\$.99 Applies to LIS members only
71	Total Part D Payment	11	379-389	The total Part D payment for the member. -\$\$\$\$\$.99
72	Number of payment/adjustment months Part D	2	390-391	Total number of months covered by the payment/adjustment 99
73	PACE Premium Add-On	10	392-401	Total Part D PACE Premium Add-on amount -\$\$\$\$.99
74	PACE Cost Sharing Add-On	10	402-411	Total Part D PACE Cost Sharing Add-on amount -\$\$\$\$.99



Part C Risk Adjustment Model Output Data File

Item	Field	Size	Position	Description
1	Beneficiary First Name	7	26 – 32	First 7 bytes of the Beneficiary First Name
2	Beneficiary Initial	1	33	Beneficiary Initial
3	Date of Birth	8	34 – 41	The date of birth of the Medicare Beneficiary. Format as YYYYMMDD.
4	Sex	1	42	Represents the sex of the Medicare Beneficiary. Examples include Male and Female. 0=unknown, 1=male, 2=female
5	Social Security Number	9	43 – 51	The beneficiary's current identification number that was assigned by the Social Security Administration.
6	Age Group Female0_34	1	52	The sex and age group for the beneficiary base on a given as of date. Female between ages of 0 through 34. Set to "1" if existed, otherwise "0".
7	Age Group Female35_44	1	53	The sex and age group for the beneficiary base on a given as of date. Female between ages of 35 through 44. Set to "1" if existed, otherwise "0".
8	Age Group Female45_54	1	54	The sex and age group for the beneficiary base on a given as of date. Female between ages of 45 through 54. Set to "1" if existed, otherwise "0".
9	Age Group Female55_59	1	55	The sex and age group for the beneficiary base on a given as of date. Female between ages of 55 through 59. Set to "1" if existed, otherwise "0".
10	Age Group Female60_64	1	56	The sex and age group for the beneficiary base on a given as of date. Female between ages of 60 through 64. Set to "1" if existed, otherwise "0".
11	Age Group Female65_69	1	57	The sex and age group for the beneficiary base on a given as of date. Female between ages of 65 through 69. Set to "1" if existed, otherwise "0".
12	Age Group Female70_74	1	58	The sex and age group for the beneficiary base on a given as of date. Female between ages of 70 through 74. Set to "1" if existed, otherwise "0".
13	Age Group Female75_79	1	59	The sex and age group for the beneficiary base on a given as of date. Female between ages of 75 through 79. Set to "1" if existed, otherwise "0".
14	Age Group Female80_84	1	60	The sex and age group for the beneficiary base on a given as of date. Female between ages of 80 through 84. Set to "1" if existed, otherwise "0".



**Part C Risk Adjustment Model Output Data File (continued)**

Item	Field	Size	Position	Description
15	Age Group Female85_89	1	61	The sex and age group for the beneficiary base on a given as of date. Female between ages of 85 through 89. Set to "1" if existed, otherwise "0".
16	Age Group Female90_94	1	62	The sex and age group for the beneficiary base on a given as of date. Female between ages of 90 through 94. Set to "1" if existed, otherwise "0".
17	Age Group Female95_GT	1	63	The sex and age group for the beneficiary base on a given as of date. Female between age of 95 and greater. Set to "1" if existed, otherwise "0".
18	Age Group Male0_34	1	64	The sex and age group for the beneficiary base on a given as of date. Male between ages of 0 through 34. Set to "1" if existed, otherwise "0".
19	Age Group Male35_44	1	65	The sex and age group for the beneficiary base on a given as of date. Male between ages of 35 through 44. Set to "1" if existed, otherwise "0".
20	Age Group Male45_54	1	66	The sex and age group for the beneficiary base on a given as of date. Male between ages of 45 through 54. Set to "1" if existed, otherwise "0".
21	Age Group Male55_59	1	67	The sex and age group for the beneficiary base on a given as of date. Male between ages of 55 through 59. Set to "1" if existed, otherwise "0".
22	Age Group Male60_64	1	68	The sex and age group for the beneficiary base on a given as of date. Male between ages of 60 through 64. Set to "1" if existed, otherwise "0".
23	Age Group Male65_69	1	69	The sex and age group for the beneficiary base on a given as of date. Male between ages of 65 through 69. Set to "1" if existed, otherwise "0".
24	Age Group Male70_74	1	70	The sex and age group for the beneficiary base on a given as of date. Male between ages of 70 through 74. Set to "1" if existed, otherwise "0".
25	Age Group Male75_79	1	71	The sex and age group for the beneficiary base on a given as of date. Male between ages of 75 through 79. Set to "1" if existed, otherwise "0".
26	Age Group Male80_84	1	72	The sex and age group for the beneficiary base on a given as of date. Male between ages of 80 through 84. Set to "1" if existed, otherwise "0".
27	Age Group Male85_89	1	73	The sex and age group for the beneficiary base on a given as of date. Male between ages of 85 through 89. Set to "1" if existed, otherwise "0".
28	Age Group Male90_94	1	74	The sex and age group for the beneficiary base on a given as of date. Male between ages of 90 through 94. Set to "1" if existed, otherwise "0".



**Part C Risk Adjustment Model Output Data File (continued)**

Item	Field	Size	Position	Description
29	Age Group Male95_GT	1	75	The sex and age group for the beneficiary base on a given as of date. Male between age of 95 and greater. Set to "1" if existed, otherwise "0".
30	Medicaid Female Disabled	1	76	Beneficiary is a female disabled and also entitled to Medicaid. Set to "1" if existed, otherwise "0".
31	Medicaid Female Aged	1	77	Beneficiary is a female aged (> 64) and also entitled to Medicaid. Set to "1" if existed, otherwise "0".
32	Medicaid Male Disabled	1	78	Beneficiary is a male disabled and also entitled to Medicaid. Set to "1" if existed, otherwise "0".
33	Medicaid Male Aged	1	79	Beneficiary is a male aged (> 64) and also entitled to Medicaid. Set to "1" if existed, otherwise "0".
34	Originally Disabled Female	1	80	Beneficiary is a female and original Medicare entitlement was due to disability. Set to "1" if existed, otherwise "0".
35	Originally Disabled Male	1	81	Beneficiary is a male and original Medicare entitlement was due to disability. Set to "1" if existed, otherwise "0".
36	Disease Coefficients HCC1	1	82	HIV/AIDS. Set to "1" if existed, otherwise "0".
37	Disease Coefficients HCC2	1	83	Septicemia/Shock. Set to "1" if existed, otherwise "0".
38	Disease Coefficients HCC5	1	84	Opportunistic Infections. Set to "1" if existed, otherwise "0".
39	Disease Coefficients HCC7	1	85	Metastatic Cancer and Acute Leukemia. Set to "1" if existed, otherwise "0".
40	Disease Coefficients HCC8	1	86	Lung, Upper Digestive Tract, and Other Severe Cancers. Set to "1" if existed, otherwise "0".
41	Disease Coefficients HCC9	1	87	Lymphatic, Head and Neck, Brain, and Other Major Cancers. Set to "1" if existed, otherwise "0".
42	Disease Coefficients HCC10	1	88	Breast, Prostate, Colorectal and Other Cancers and Tumors. Set to "1" if existed, otherwise "0".



**Part C Risk Adjustment Model Output Data File (continued)**

Item	Field	Size	Position	Description
43	Disease Coefficients HCC15	1	89	Diabetes with Renal or Peripheral Circulatory Manifestation. Set to "1" if existed, otherwise "0".
44	Disease Coefficients HCC16	1	90	Diabetes with Neurologic or Other Specified Manifestation. Set to "1" if existed, otherwise "0".
45	Disease Coefficients HCC17	1	91	Diabetes with Acute Complications. Set to "1" if existed, otherwise "0".
46	Disease Coefficients HCC18	1	92	Diabetes with Ophthalmologic or Unspecified Manifestation. Set to "1" if existed, otherwise "0".
47	Disease Coefficients HCC19	1	93	Diabetes without Complication. Set to "1" if existed, otherwise "0".
48	Disease Coefficients HCC21	1	94	Protein-Calorie Malnutrition. Set to "1" if existed, otherwise "0".
49	Disease Coefficients HCC25	1	95	End-Stage Liver Disease. Set to "1" if existed, otherwise "0".
50	Disease Coefficients HCC26	1	96	Cirrhosis of Liver Set to "1" if existed, otherwise "0".
51	Disease Coefficients HCC27	1	97	Chronic Hepatitis. Set to "1" if existed, otherwise "0".
52	Disease Coefficients HCC31	1	98	Intestinal Obstruction/Perforation. Set to "1" if existed, otherwise "0".
53	Disease Coefficients HCC32	1	99	Pancreatic Disease. Set to "1" if existed, otherwise "0".
54	Disease Coefficients HCC33	1	100	Inflammatory Bowel Disease. Set to "1" if existed, otherwise "0".
55	Disease Coefficients HCC37	1	101	Bone/Joint/Muscle Infections/Necrosis. Set to "1" if existed, otherwise "0".
56	Disease Coefficients HCC38	1	102	Rheumatoid Arthritis and Inflammatory Connective Tissue Disease. Set to "1" if existed, otherwise "0".
57	Disease Coefficients HCC44	1	103	Severe Hematological Disorders. Set to "1" if existed, otherwise "0".





**Part C Risk Adjustment Model Output Data File (continued)**

Item	Field	Size	Position	Description
58	Disease Coefficients HCC45	1	104	Disorders of Immunity. Set to "1" if existed, otherwise "0".
59	Disease Coefficients HCC51	1	105	Drug/Alcohol Psychosis. Set to "1" if existed, otherwise "0".
60	Disease Coefficients HCC52	1	106	Drug/Alcohol Dependence. Set to "1" if existed, otherwise "0".
61	Disease Coefficients HCC54	1	107	Schizophrenia. Set to "1" if existed, otherwise "0".
62	Disease Coefficients HCC55	1	108	Major Depressive, Bipolar, and Paranoid Disorders. Set to "1" if existed, otherwise "0".
63	Disease Coefficients HCC67	1	109	Quadriplegia, Other Extensive Paralysis. Set to "1" if existed, otherwise "0".
64	Disease Coefficients HCC68	1	110	Paraplegia. Set to "1" if existed, otherwise "0".
65	Disease Coefficients HCC69	1	111	Spinal Cord Disorders/Injuries. Set to "1" if existed, otherwise "0".
66	Disease Coefficients HCC70	1	112	Muscular Dystrophy. Set to "1" if existed, otherwise "0".
67	Disease Coefficients HCC71	1	113	Polyneuropathy. Set to "1" if existed, otherwise "0".
68	Disease Coefficients HCC72	1	114	Multiple Sclerosis. Set to "1" if existed, otherwise "0".
69	Disease Coefficients HCC73	1	115	Parkinson's and Huntington's Diseases. Set to "1" if existed, otherwise "0".
70	Disease Coefficients HCC74	1	116	Seizure Disorders and Convulsions. Set to "1" if existed, otherwise "0".
71	Disease Coefficients HCC75	1	117	Coma, Brain Compression/Anoxic Damage. Set to "1" if existed, otherwise "0".



**Part C Risk Adjustment Model Output Data File (continued)**

Item	Field	Size	Position	Description
72	Disease Coefficients HCC77	1	118	Respirator Dependence/Tracheostomy Status. Set to "1" if existed, otherwise "0".
73	Disease Coefficients HCC78	1	119	Respiratory Arrest. Set to "1" if existed, otherwise "0".
74	Disease Coefficients HCC79	1	120	Cardio-Respiratory Failure and Shock. Set to "1" if existed, otherwise "0".
75	Disease Coefficients HCC80	1	121	Congestive Heart Failure. Set to "1" if existed, otherwise "0".
76	Disease Coefficients HCC81	1	122	Acute Myocardial Infarction. Set to "1" if existed, otherwise "0".
77	Disease Coefficients HCC82	1	123	Unstable Angina and Other Acute Ischemic Heart Disease. Set to "1" if existed, otherwise "0".
78	Disease Coefficients HCC83	1	124	Angina Pectoris/Old Myocardial Infarction. Set to "1" if existed, otherwise "0".
79	Disease Coefficients HCC92	1	125	Specified Heart Arrhythmias. Set to "1" if existed, otherwise "0".
80	Disease Coefficients HCC95	1	126	Cerebral Hemorrhage. Set to "1" if existed, otherwise "0".
81	Disease Coefficients HCC96	1	127	Ischemic or Unspecified Stroke. Set to "1" if existed, otherwise "0".
82	Disease Coefficients HCC100	1	128	Hemiplegia/Hemiparesis. Set to "1" if existed, otherwise "0".
83	Disease Coefficients HCC100	1	128	Hemiplegia/Hemiparesis. Set to "1" if existed, otherwise "0".



**Part C Risk Adjustment Model Output Data File (continued)**

Item	Field	Size	Position	Description
84	Disease Coefficients HCC101	1	129	Cerebral Palsy and Other Paralytic Syndromes. Set to "1" if existed, otherwise "0".
85	Disease Coefficients HCC104	1	130	Vascular Disease with Complications. Set to "1" if existed, otherwise "0".
86	Disease Coefficients HCC105	1	131	Vascular Disease. Set to "1" if existed, otherwise "0".
87	Disease Coefficients HCC107	1	132	Cystic Fibrosis. Set to "1" if existed, otherwise "0".
88	Disease Coefficients HCC108	1	133	Chronic Obstructive Pulmonary Disease. Set to "1" if existed, otherwise "0".
89	Disease Coefficients HCC111	1	134	Aspiration and Specified Bacterial Pneumonias. Set to "1" if existed, otherwise "0".
90	Disease Coefficients HCC112	1	135	Pneumococcal Pneumonia, Empyema, Lung Abscess. Set to "1" if existed, otherwise "0".
91	Disease Coefficients HCC119	1	136	Proliferative Diabetic Retinopathy and Vitreous Hemorrhage. Set to "1" if existed, otherwise "0".
92	Disease Coefficients HCC130	1	137	Dialysis Status. Set to "1" if existed, otherwise "0".
93	Disease Coefficients HCC131	1	138	Renal Failure. Set to "1" if existed, otherwise "0".



**Part C Risk Adjustment Model Output Data File (continued)**

Item	Field	Size	Position	Description
94	Disease Coefficients HCC132	1	139	Nephritis. Set to "1" if existed, otherwise "0".
95	Disease Coefficients HCC148	1	140	Decubitus Ulcer of Skin. Set to "1" if existed, otherwise "0".
96	Disease Coefficients HCC149	1	141	Chronic Ulcer of Skin, Except Decubitus. Set to "1" if existed, otherwise "0".
97	Disease Coefficients HCC150	1	142	Extensive Third-Degree Burns. Set to "1" if existed, otherwise "0".
98	Disease Coefficients HCC154	1	143	Severe Head Injury. Set to "1" if existed, otherwise "0".
99	Disease Coefficients HCC155	1	144	Major Head Injury Set to "1" if existed, otherwise "0".
100	Disease Coefficients HCC157	1	145	Vertebral Fractures without Spinal Cord Injury. Set to "1" if existed, otherwise "0".
101	Disease Coefficients HCC158	1	146	Hip Fracture/Dislocation. Set to "1" if existed, otherwise "0".
102	Disease Coefficients HCC161	1	147	Traumatic Amputation. Set to "1" if existed, otherwise "0".



**Part C Risk Adjustment Model Output Data File (continued)**

Item	Field	Size	Position	Description
103	Disease Coefficients HCC164	1	148	Major Complications of Medical Care and Trauma. Set to "1" if existed, otherwise "0".
104	Disease Coefficients HCC174	1	148	Major Organ Transplant Status. Set to "1" if existed, otherwise "0".
105	Disease Coefficients HCC176	1	150	Artificial Openings for Feeding or Elimination. Set to "1" if existed, otherwise "0".
106	Disease Coefficients HCC177	1	151	Amputation Status, Lower Limb/Amputation Complications. Set to "1" if existed, otherwise "0".
107	Disabled Disease HCC5	1	152	Disabled*Opportunistic Infections. Set to "1" if existed, otherwise "0".
108	Disabled Disease HCC44	1	153	Disabled*Severe Hematological Disorders. Set to "1" if existed, otherwise "0".
109	Disabled Disease HCC51	1	154	Disabled*Drug/Alcohol Psychosis. Set to "1" if existed, otherwise "0".
110	Disabled Disease HCC52	1	154	Disabled*Drug/Alcohol Dependence. Set to "1" if existed, otherwise "0".
111	Disabled Disease HCC107	1	155	Disabled*Cystic Fibrosis. Set to "1" if existed, otherwise "0".
112	Disease Interactions INT1	1	157	DM_CHF. Set to "1" if existed, otherwise "0".
113	Disease Interactions INT2	1	158	DM_CVD. Set to "1" if existed, otherwise "0".
114	Disease Interactions INT3	1	159	CHF_COPD. Set to "1" if existed, otherwise "0".



**Part C Risk Adjustment Model Output Data File (continued)**

Item	Field	Size	Position	Description
115	Disease Interactions INT4	1	160	COPD_CVD_CAD. Set to "1" if existed, otherwise "0".
116	Disease Interactions INT5	1	161	RF_CHF. Set to "1" if existed, otherwise "0".
117	Disease Interactions INT6	1	162	RF_CHF_DM. Set to "1" if existed, otherwise "0".



**RAS Rx HCC MOR Record Format**

**Detail/Beneficiary Record Format**

Field #	Field Name	Data Type	Starting Position	Ending position	Field Length	Comment	Field Description
1	Record Type Code	Char(1)	1	1	1	Set to "2"	1 = Header, 2 = Details, 3 = Trailer
2	Health Insurance Claim Account Number	Char(12)	2	13	12	Also known as HICAN	This is the Health Insurance Claim Account Number (known as HICAN) identifying the primary Medicare Beneficiary under the SSA or RRB programs. The HICAN consist of Beneficiary Claim Number (BENE_CAN_NUM) along with the Beneficiary Identification Code (BIC_CD) uniquely identifies a Medicare Beneficiary. For the RRB program, the claim account number is a 12-byte account number.
3	Beneficiary Last Name	Char(12)	14	25	12	First 12 bytes of the Bene Last Name	Beneficiary Last Name
4	Beneficiary First Name	Char(7)	26	32	7	First 7 bytes of the bene First Name	Beneficiary First Name
5	Beneficiary Initial	Char(1)	33	33	1	1 byte Initial	Beneficiary Initial
6	Date of Birth	Char(8)	34	41	8	Formatted as yyyyymmdd	The date of birth of the Medicare Beneficiary
7	Sex	Char(1)	42	42	1	0=unknown, 1=male, 2=female	Represents the sex of the Medicare Beneficiary. Examples include Male and Female.



RAS Rx HCC MOR Record Format (continued)

Detail/Beneficiary Record Format

Field #	Field Name	Data Type	Starting Position	Ending position	Field Length	Comment	Field Description
8	Social Security Number	Char(9)	43	51	9	Also known as SSN_NUM	The beneficiary's current identification number that was assigned by the Social Security Administration.
9	Age Group Female 0-34	Char(1)	52	52	1	Set to "1" if applicable, otherwise "0"	The sex and age group for the beneficiary based on a given as of date. Female between age of 0 through 34.
10	Age Group Female35_44	Char(1)	53	53	1	Set to "1" if applicable, otherwise "0"	The sex and age group for the beneficiary based on a given as of date. Female between age of 35 through 44.
11	Age Group Female45_54	Char(1)	54	54	1	Set to "1" if applicable, otherwise "0"	The sex and age group for the beneficiary based on a given as of date. Female between age of 45 through 54.
12	Age Group Female55_59	Char(1)	55	55	1	Set to "1" if applicable, otherwise "0"	The sex and age group for the beneficiary based on a given as of date. Female between age of 55 through 59.
13	Age Group Female60_64	Char(1)	56	56	1	Set to "1" if applicable, otherwise "0"	The sex and age group for the beneficiary based on a given as of date. Female between age of 60 through 64.
14	Age Group Female65_69	Char(1)	57	57	1	Set to "1" if applicable, otherwise "0"	The sex and age group for the beneficiary based on a given as of date. Female between age of 65 through 69.
15	Age Group Female70_74	Char(1)	58	58	1	Set to "1" if applicable, otherwise "0"	The sex and age group for the beneficiary based on a given as of date. Female between age of 70 through 74.





**RAS Rx HCC MOR Record Format (continued)**

**Detail/Beneficiary Record Format**

Field #	Field Name	Data Type	Starting Position	Ending position	Field Length	Comment	Field Description
16	Age Group Female75_79	Char(1)	59	59	1	Set to "1" if applicable, otherwise "0"	The sex and age group for the beneficiary based on a given as of date. Female between age of 75 through 79.
17	Age Group Female80_84	Char(1)	60	60	1	Set to "1" if applicable, otherwise "0"	The sex and age group for the beneficiary based on a given as of date. Female between age of 80 through 84.
18	Age Group Female85_89	Char(1)	61	61	1	Set to "1" if applicable, otherwise "0"	The sex and age group for the beneficiary based on a given as of date. Female between age of 85 through 89.
19	Age Group Female90_94	Char(1)	62	62	1	Set to "1" if applicable, otherwise "0"	The sex and age group for the beneficiary based on a given as of date. Female between age of 90 through 94.
20	Age Group Female95_GT	Char(1)	63	63	1	Set to "1" if applicable, otherwise "0"	The sex and age group for the beneficiary based on a given as of date. Female between age of 95 and greater.
21	Age Group Male0_34	Char(1)	64	64	1	Set to "1" if applicable, otherwise "0"	The sex and age group for the beneficiary based on a given as of date. Male between age of 0 through 34.
22	Age Group Male35_44	Char(1)	65	65	1	Set to "1" if applicable, otherwise "0"	The sex and age group for the beneficiary based on a given as of date. Male between age of 35 through 44.
23	Age Group Male45_54	Char(1)	66	66	1	Set to "1" if applicable, otherwise "0"	The sex and age group for the beneficiary based on a given as of date. Male between age of 45 through 54.



**RAS Rx HCC MOR Record Format (continued)**

**Detail/Beneficiary Record Format**

Field #	Field Name	Data Type	Starting Position	Ending position	Field Length	Comment	Field Description
24	Age Group Male55_59	Char(1)	67	67	1	Set to "1" if applicable, otherwise "0"	The sex and age group for the beneficiary based on a given as of date. Male between age of 55 through 59.
25	Age Group Male60_64	Char(1)	68	68	1	Set to "1" if applicable, otherwise "0"	The sex and age group for the beneficiary based on a given as of date. Male between age of 60 through 64.
26	Age Group Male65_69	Char(1)	69	69	1	Set to "1" if applicable, otherwise "0"	The sex and age group for the beneficiary based on a given as of date. Male between age of 65 through 69.
27	Age Group Male70_74	Char(1)	70	70	1	Set to "1" if applicable, otherwise "0"	The sex and age group for the beneficiary based on a given as of date. Male between age of 70 through 74.
28	Age Group Male75_79	Char(1)	71	71	1	Set to "1" if applicable, otherwise "0"	The sex and age group for the beneficiary based on a given as of date. Male between age of 75 through 79.
29	Age Group Male80_84	Char(1)	72	72	1	Set to "1" if applicable, otherwise "0"	The sex and age group for the beneficiary based on a given as of date. Male between age of 80 through 84.
30	Age Group Male85_89	Char(1)	73	73	1	Set to "1" if applicable, otherwise "0"	The sex and age group for the beneficiary based on a given as of date. Male between age of 85 through 89.
31	Age Group Male90_94	Char(1)	74	74	1	Set to "1" if applicable, otherwise "0"	The sex and age group for the beneficiary based on a given as of date. Male between age of 90 through 94.



**RAS Rx HCC MOR Record Format (continued)**

**Detail/Beneficiary Record Format**

Field #	Field Name	Data Type	Starting Position	Ending position	Field Length	Comment	Field Description
32	Age Group Male95_GT	Char(1)	75	75	1	Set to "1" if applicable, otherwise "0"	The sex and age group for the beneficiary based on a given as of date. Male between age of 95 and greater.
33	Originally Disabled Female	Char(1)	76	76	1	Set to "1" if applicable, otherwise "0"	Beneficiary is a female aged (age>64) and original Medicare entitlement was due to disability.
34	Originally Disabled Male	Char(1)	77	77	1	Set to "1" if applicable, otherwise "0"	Beneficiary is a male aged (age>64) and original Medicare entitlement was due to disability.
35	Disease Coefficients RXHCC1	Char(1)	78	78	1	Set to "1" if applicable, otherwise "0"	HIV/AIDS
36	Disease Coefficients RXHCC2	Char(1)	79	79	1	Set to "1" if applicable, otherwise "0"	Opportunistic Infections
37	Disease Coefficients RXHCC3	Char(1)	80	80	1	Set to "1" if applicable, otherwise "0"	Infectious Diseases
38	Disease Coefficients RXHCC8	Char(1)	81	81	1	Set to "1" if applicable, otherwise "0"	Acute Myeloid Leukemia
39	Disease Coefficients RXHCC9	Char(1)	82	82	1	Set to "1" if applicable, otherwise "0"	Metastatic Cancer, Acute Leukemia, and Severe Cancers



**RAS Rx HCC MOR Record Format (continued)**

**Detail/Beneficiary Record Format**

Field #	Field Name	Data Type	Starting Position	Ending position	Field Length	Comment	Field Description
40	Disease Coefficients RXHCC10	Char(1)	83	83	1	Set to "1" if applicable, otherwise "0"	Lung, Upper Digestive Tract, and Other Severe Cancers
41	Disease Coefficients RXHCC17	Char(1)	84	84	1	Set to "1" if applicable, otherwise "0"	Diabetes with Specified Complications
42	Disease Coefficients RXHCC18	Char(1)	85	85	1	Set to "1" if applicable, otherwise "0"	Diabetes without Complication
43	Disease Coefficients RXHCC19	Char(1)	86	86	1	Set to "1" if applicable, otherwise "0"	Disorders of Lipoid Metabolism
44	Disease Coefficients RXHCC20	Char(1)	87	87	1	Set to "1" if applicable, otherwise "0"	Other Significant Endocrine and Metabolic Disorders
45	Disease Coefficients RXHCC21	Char(1)	88	88	1	Set to "1" if applicable, otherwise "0"	Other Specified Endocrine/Metabolic/ Nutritional Disorders
46	Disease Coefficients RXHCC24	Char(1)	89	89	1	Set to "1" if applicable, otherwise "0"	Chronic Viral Hepatitis
47	Disease Coefficients RXHCC31	Char(1)	90	90	1	Set to "1" if applicable, otherwise "0"	Chronic Pancreatic Disease



RAS Rx HCC MOR Record Format (continued)

Detail/Beneficiary Record Format

Field #	Field Name	Data Type	Starting Position	Ending position	Field Length	Comment	Field Description
48	Disease Coefficients RXHCC33	Char(1)	91	91	1	Set to "1" if applicable, otherwise "0"	Inflammatory Bowel Disease
49	Disease Coefficients RXHCC34	Char(1)	92	92	1	Set to "1" if applicable, otherwise "0"	Peptic Ulcer and Gastrointestinal Hemorrhage
50	Disease Coefficients RXHCC37	Char(1)	93	93	1	Set to "1" if applicable, otherwise "0"	Esophageal Disease
51	Disease Coefficients RXHCC39	Char(1)	94	94	1	Set to "1" if applicable, otherwise "0"	Bone/Joint/Muscle Infections/Necrosis
52	Disease Coefficients RXHCC40	Char(1)	95	95	1	Set to "1" if applicable, otherwise "0"	Behets Syndrome and Other Connective Tissue Disease
53	Disease Coefficients RXHCC41	Char(1)	96	96	1	Set to "1" if applicable, otherwise "0"	Rheumatoid Arthritis and Other Inflammatory Polyarthropathy
54	Disease Coefficients RXHCC42	Char(1)	97	97	1	Set to "1" if applicable, otherwise "0"	Inflammatory Spondylopathies
55	Disease Coefficients RXHCC43	Char(1)	98	98	1	Set to "1" if applicable, otherwise "0"	Polymyalgia Rheumatica



**RAS Rx HCC MOR Record Format (continued)**

**Detail/Beneficiary Record Format**

Field #	Field Name	Data Type	Starting Position	Ending position	Field Length	Comment	Field Description
56	Disease Coefficients RXHCC44	Char(1)	99	99	1	Set to "1" if applicable, otherwise "0"	Psoriatic Arthropathy
57	Disease Coefficients RXHCC45	Char(1)	100	100	1	Set to "1" if applicable, otherwise "0"	Disorders of the Vertebrae and Spinal Discs
58	Disease Coefficients RXHCC47	Char(1)	101	101	1	Set to "1" if applicable, otherwise "0"	Osteoporosis and Vertebral Fractures
59	Disease Coefficients RXHCC48	Char(1)	102	102	1	Set to "1" if applicable, otherwise "0"	Other Musculoskeletal and Connective Tissue Disorders
60	Disease Coefficients RXHCC51	Char(1)	103	103	1	Set to "1" if applicable, otherwise "0"	Severe Hematological Disorders
61	Disease Coefficients RXHCC52	Char(1)	104	104	1	Set to "1" if applicable, otherwise "0"	Disorders of Immunity
62	Disease Coefficients RXHCC54	Char(1)	105	105	1	Set to "1" if applicable, otherwise "0"	Polycythemia Vera
63	Disease Coefficients RXHCC55	Char(1)	106	106	1	Set to "1" if applicable, otherwise "0"	Coagulation Defects and Other Specified Blood Diseases



**RAS Rx HCC MOR Record Format (continued)**

**Detail/Beneficiary Record Format**

Field #	Field Name	Data Type	Starting Position	Ending position	Field Length	Comment	Field Description
64	Disease Coefficients RXHCC57	Char(1)	107	107	1	Set to "1" if applicable, otherwise "0"	Delirium and Encephalopathy
65	Disease Coefficients RXHCC59	Char(1)	108	108	1	Set to "1" if applicable, otherwise "0"	Dementia with Depression/Behavioral Disturbance
66	Disease Coefficients RXHCC60	Char(1)	109	109	1	Set to "1" if applicable, otherwise "0"	Dementia/Cerebral Degeneration
67	Disease Coefficients RXHCC65	Char(1)	110	110	1	Set to "1" if applicable, otherwise "0"	Schizophrenia
68	Disease Coefficients RXHCC66	Char(1)	111	111	1	Set to "1" if applicable, otherwise "0"	Other Major Psychiatric Disorders
69	Disease Coefficients RXHCC67	Char(1)	112	112	1	Set to "1" if applicable, otherwise "0"	Other Psychiatric Symptoms/Syndromes
70	Disease Coefficients RXHCC75	Char(1)	113	113	1	Set to "1" if applicable, otherwise "0"	Attention Deficit Disorder
71	Disease Coefficients RXHCC76	Char(1)	114	114	1	Set to "1" if applicable, otherwise "0"	Motor Neuron Disease and Spinal Muscular Atrophy



**RAS Rx HCC MOR Record Format (continued)**

**Detail/Beneficiary Record Format**

Field #	Field Name	Data Type	Starting Position	Ending position	Field Length	Comment	Field Description
72	Disease Coefficients RXHCC77	Char(1)	115	115	1	Set to "1" if applicable, otherwise "0"	Quadriplegia, Other Extensive Paralysis, and Spinal Cord Injuries
73	Disease Coefficients RXHCC78	Char(1)	116	116	1	Set to "1" if applicable, otherwise "0"	Muscular Dystrophy
74	Disease Coefficients RXHCC79	Char(1)	117	117	1	Set to "1" if applicable, otherwise "0"	Polyneuropathy, Except Diabetic
75	Disease Coefficients RXHCC80	Char(1)	118	118	1	Set to "1" if applicable, otherwise "0"	Multiple Sclerosis
76	Disease Coefficients RXHCC81	Char(1)	119	119	1	Set to "1" if applicable, otherwise "0"	Parkinson's Disease
77	Disease Coefficients RXHCC82	Char(1)	120	120	1	Set to "1" if applicable, otherwise "0"	Huntington's Disease
78	Disease Coefficients RXHCC83	Char(1)	121	121	1	Set to "1" if applicable, otherwise "0"	Seizure Disorders and Convulsions
79	Disease Coefficients RXHCC85	Char(1)	122	122	1	Set to "1" if applicable, otherwise "0"	Migraine Headaches





**RAS Rx HCC MOR Record Format (continued)**

**Detail/Beneficiary Record Format**

Field #	Field Name	Data Type	Starting Position	Ending position	Field Length	Comment	Field Description
80	Disease Coefficients RXHCC86	Char(1)	123	123	1	Set to "1" if applicable, otherwise "0"	Mononeuropathy, Other Abnormal Movement Disorders
81	Disease Coefficients RXHCC87	Char(1)	124	124	1	Set to "1" if applicable, otherwise "0"	Other Neurological Conditions/Injuries
82	Disease Coefficients RXHCC91	Char(1)	125	125	1	Set to "1" if applicable, otherwise "0"	Congestive Heart Failure
83	Disease Coefficients RXHCC92	Char(1)	126	126	1	Set to "1" if applicable, otherwise "0"	Acute Myocardial Infarction and Unstable Angina
84	Disease Coefficients RXHCC98	Char(1)	127	127	1	Set to "1" if applicable, otherwise "0"	Hypertensive Heart Disease or Hypertension
85	Disease Coefficients RXHCC99	Char(1)	128	128	1	Set to "1" if applicable, otherwise "0"	Specified Heart Arrhythmias
86	Disease Coefficients RXHCC102	Char(1)	129	129	1	Set to "1" if applicable, otherwise "0"	Cerebral Hemorrhage and Effects of Stroke
87	Disease Coefficients RXHCC105	Char(1)	130	130	1	Set to "1" if applicable, otherwise "0"	Pulmonary Embolism and Deep Vein Thrombosis



**RAS Rx HCC MOR Record Format (continued)**

**Detail/Beneficiary Record Format**

Field #	Field Name	Data Type	Starting Position	Ending position	Field Length	Comment	Field Description
88	Disease Coefficients RXHCC106	Char(1)	131	131	1	Set to "1" if applicable, otherwise "0"	Vascular Disease
89	Disease Coefficients RXHCC108	Char(1)	132	132	1	Set to "1" if applicable, otherwise "0"	Cystic Fibrosis
90	Disease Coefficients RXHCC109	Char(1)	133	133	1	Set to "1" if applicable, otherwise "0"	Asthma and COPD
91	Disease Coefficients RXHCC110	Char(1)	134	134	1	Set to "1" if applicable, otherwise "0"	Fibrosis of Lung and Other Chronic Lung Disorders
92	Disease Coefficients RXHCC111	Char(1)	135	135	1	Set to "1" if applicable, otherwise "0"	Aspiration and Specified Bacterial Pneumonias
93	Disease Coefficients RXHCC112	Char(1)	136	136	1	Set to "1" if applicable, otherwise "0"	Empyema, Lung Abscess, and Fungal and Parasitic Lung Infections
94	Disease Coefficients RXHCC113	Char(1)	137	137	1	Set to "1" if applicable, otherwise "0"	Acute Bronchitis and Congenital Lung/Respiratory Anomaly
95	Disease Coefficients RXHCC120	Char(1)	138	138	1	Set to "1" if applicable, otherwise "0"	Vitreous Hemorrhage and Vascular Retinopathy, Except Diabetic



**RAS Rx HCC MOR Record Format (continued)**

**Detail/Beneficiary Record Format**

Field #	Field Name	Data Type	Starting Position	Ending position	Field Length	Comment	Field Description
96	Disease Coefficients RXHCC121	Char(1)	139	139	1	Set to "1" if applicable, otherwise "0"	Macular Degeneration and Retinal Disorders, Except Detachment and Vascular Retinopathies
98	Disease Coefficients RXHCC122	Char(1)	140	140	1	Set to "1" if applicable, otherwise "0"	Open-angle Glaucoma
99	Disease Coefficients RXHCC123	Char(1)	141	141	1	Set to "1" if applicable, otherwise "0"	Glaucoma and Keratoconus
100	Disease Coefficients RXHCC126	Char(1)	142	142	1	Set to "1" if applicable, otherwise "0"	Larynx/Vocal Cord Diseases
101	Disease Coefficients RXHCC129	Char(1)	143	143	1	Set to "1" if applicable, otherwise "0"	Other Diseases of Upper Respiratory System
102	Disease Coefficients RXHCC130	Char(1)	144	144	1	Set to "1" if applicable, otherwise "0"	Salivary Gland Diseases
103	Disease Coefficients RXHCC132	Char(1)	145	145	1	Set to "1" if applicable, otherwise "0"	Kidney Transplant Status
104	Disease Coefficients RXHCC134	Char(1)	146	146	1	Set to "1" if applicable, otherwise "0"	Chronic Renal Failure



**RAS Rx HCC MOR Record Format (continued)**

**Detail/Beneficiary Record Format**

Field #	Field Name	Data Type	Starting Position	Ending position	Field Length	Comment	Field Description
105	Disease Coefficients RXHCC135	Char(1)	147	147	1	Set to "1" if applicable, otherwise "0"	Nephritis
106	Disease Coefficients RXHCC137	Char(1)	148	148	1	Set to "1" if applicable, otherwise "0"	Urinary Obstruction and Retention
107	Disease Coefficients RXHCC138	Char(1)	149	149	1	Set to "1" if applicable, otherwise "0"	Fecal Incontinence
108	Disease Coefficients RXHCC139	Char(1)	150	150	1	Set to "1" if applicable, otherwise "0"	Incontinence
109	Disease Coefficients RXHCC140	Char(1)	151	151	1	Set to "1" if applicable, otherwise "0"	Impaired Renal Function and Other Urinary Disorders
110	Disease Coefficients RXHCC144	Char(1)	152	152	1	Set to "1" if applicable, otherwise "0"	Vaginal and Cervical Diseases
111	Disease Coefficients RXHCC145	Char(1)	153	153	1	Set to "1" if applicable, otherwise "0"	Female Stress Incontinence
112	Disease Coefficients RXHCC157	Char(1)	154	154	1	Set to "1" if applicable, otherwise "0"	Chronic Ulcer of Skin, Except Decubitus



**RAS Rx HCC MOR Record Format (continued)**

**Detail/Beneficiary Record Format**

Field #	Field Name	Data Type	Starting Position	Ending position	Field Length	Comment	Field Description
113	Disease Coefficients RXHCC158	Char(1)	155	155	1	Set to "1" if applicable, otherwise "0"	Psoriasis
114	Disease Coefficients RXHCC159	Char(1)	156	156	1	Set to "1" if applicable, otherwise "0"	Cellulitis and Local Skin Infection
115	Disease Coefficients RXHCC160	Char(1)	157	157	1	Set to "1" if applicable, otherwise "0"	Bullous Dermatoses and Other Specified Erythematous Conditions
116	Disease Coefficients RXHCC165	Char(1)	158	158	1	Set to "1" if applicable, otherwise "0"	Vertebral Fractures without Spinal Cord Injury
117	Disease Coefficients RXHCC166	Char(1)	159	159	1	Set to "1" if applicable, otherwise "0"	Pelvic Fracture
118	Disease Coefficients RXHCC186	Char(1)	160	160	1	Set to "1" if applicable, otherwise "0"	Major Organ Transplant Status
119	Disease Coefficients RXHCC187	Char(1)	161	161	1	Set to "1" if applicable, otherwise "0"	Other Organ Transplant/Replacement
120	Disabled Disease RXHCC65	Char(1)	162	162	1	Set to "1" if applicable, otherwise "0"	Disabled (Age<65) and Schizophrenia



**RAS Rx HCC MOR Record Format (continued)**

**Detail/Beneficiary Record Format**

Field #	Field Name	Data Type	Starting Position	Ending position	Field Length	Comment	Field Description
121	Disabled Disease RXHCC66	Char(1)	163	163	1	Set to "1" if applicable, otherwise "0"	Disable (Age<65) and Other Major Psychiatric Disorders
122	Disabled Disease RXHCC108	Char(1)	164	164	1	Set to "1" if applicable, otherwise "0"	Disabled (Age<65) and Cystic Fibrosis
			164	164	164		



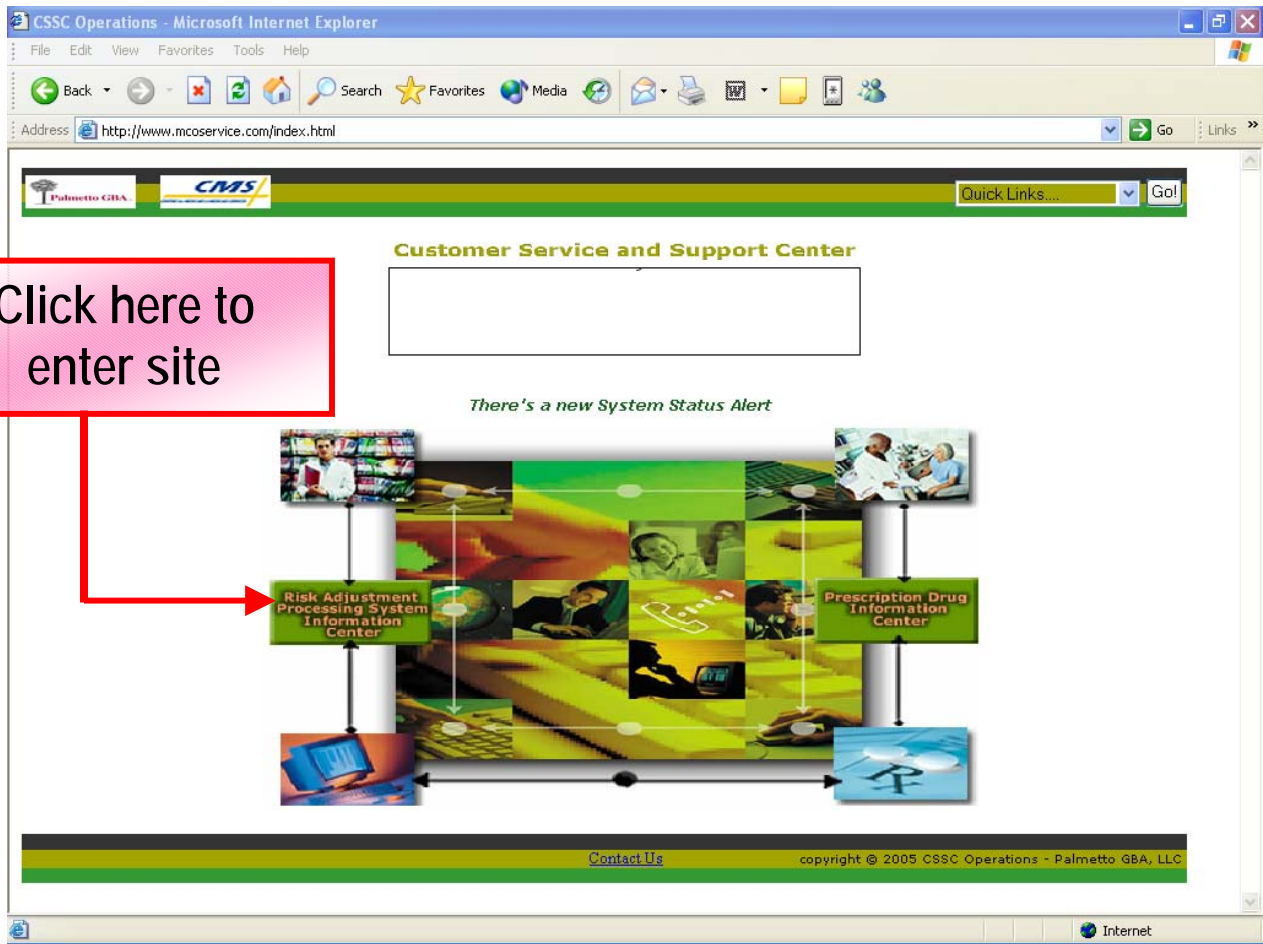


## CSSC WEB RESOURCES



[WWW.CSSCOOPERATIONS.COM](http://WWW.CSSCOOPERATIONS.COM)

<http://www.csscooperations.com>



Click here to enter site

Customer Service and Support Center

There's a new System Status Alert

Risk Adjustment Processing System Information Center

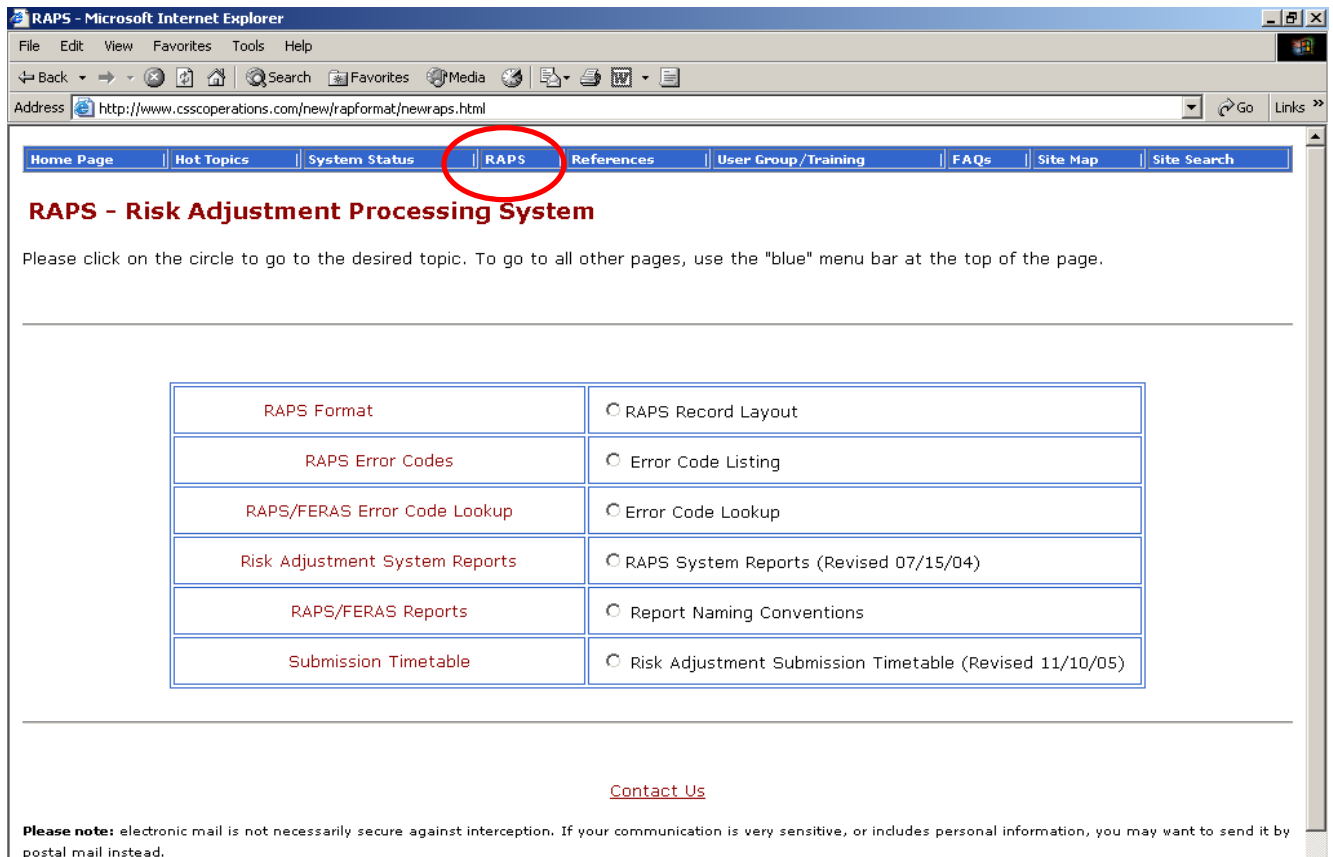
Prescription Drug Information Center

Contact Us

copyright © 2005 CSSC Operations - Palmetto GBA, LLC

RAPS Resources

<http://csscooperations.com/new/rapformat/newraps.html>



**RAPS - Risk Adjustment Processing System**

Please click on the circle to go to the desired topic. To go to all other pages, use the "blue" menu bar at the top of the page.

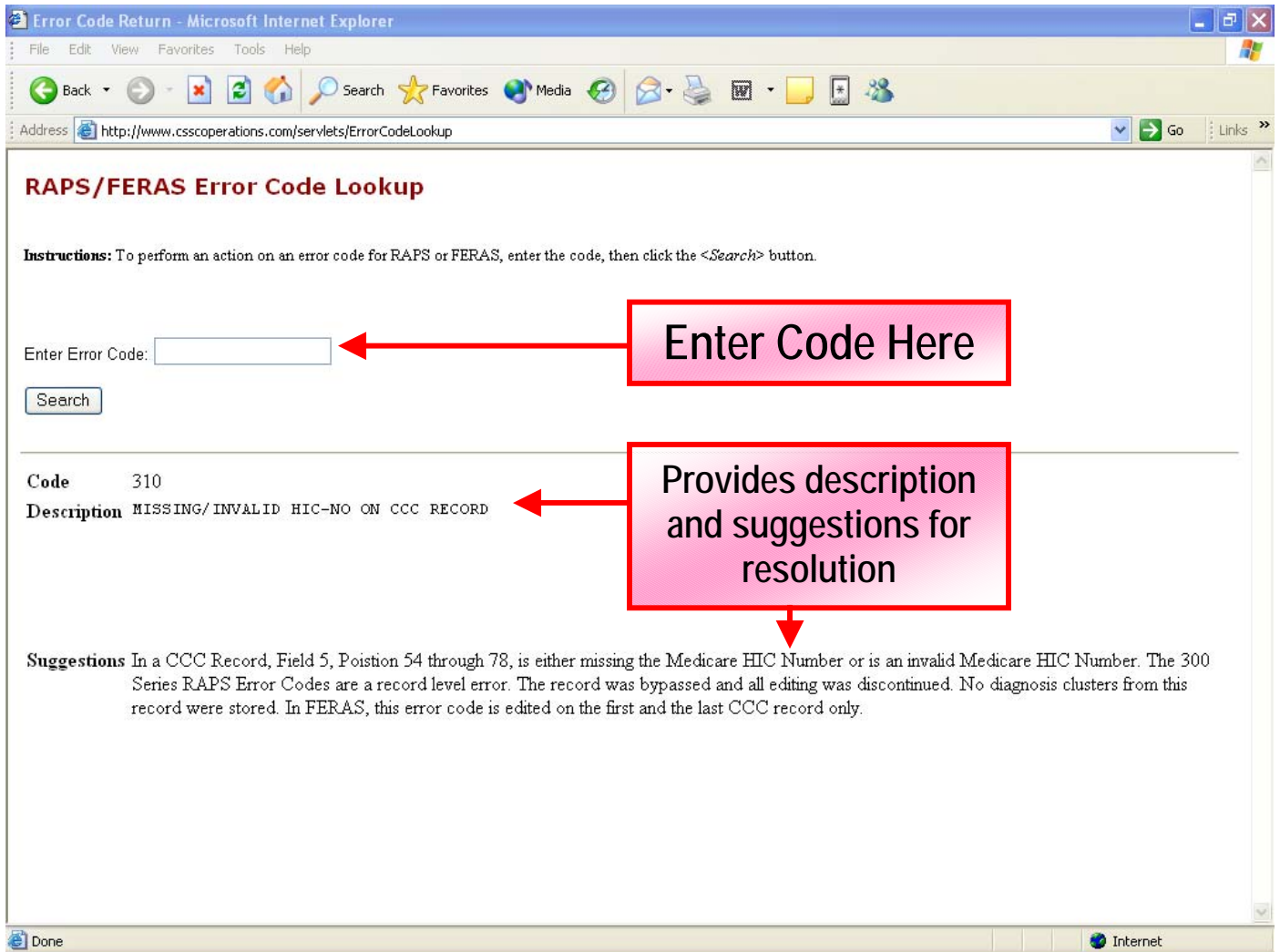
<a href="#">RAPS Format</a>	<input type="radio"/> RAPS Record Layout
<a href="#">RAPS Error Codes</a>	<input type="radio"/> Error Code Listing
<a href="#">RAPS/FERAS Error Code Lookup</a>	<input type="radio"/> Error Code Lookup
<a href="#">Risk Adjustment System Reports</a>	<input type="radio"/> RAPS System Reports (Revised 07/15/04)
<a href="#">RAPS/FERAS Reports</a>	<input type="radio"/> Report Naming Conventions
<a href="#">Submission Timetable</a>	<input type="radio"/> Risk Adjustment Submission Timetable (Revised 11/10/05)

[Contact Us](#)

**Please note:** electronic mail is not necessarily secure against interception. If your communication is very sensitive, or includes personal information, you may want to send it by postal mail instead.

## RAPS/FERAS Error Code Lookup

<http://www.csscooperations.com/servlets/ErrorCodeLookup>



**Enter Code Here**

Enter Error Code:

Search

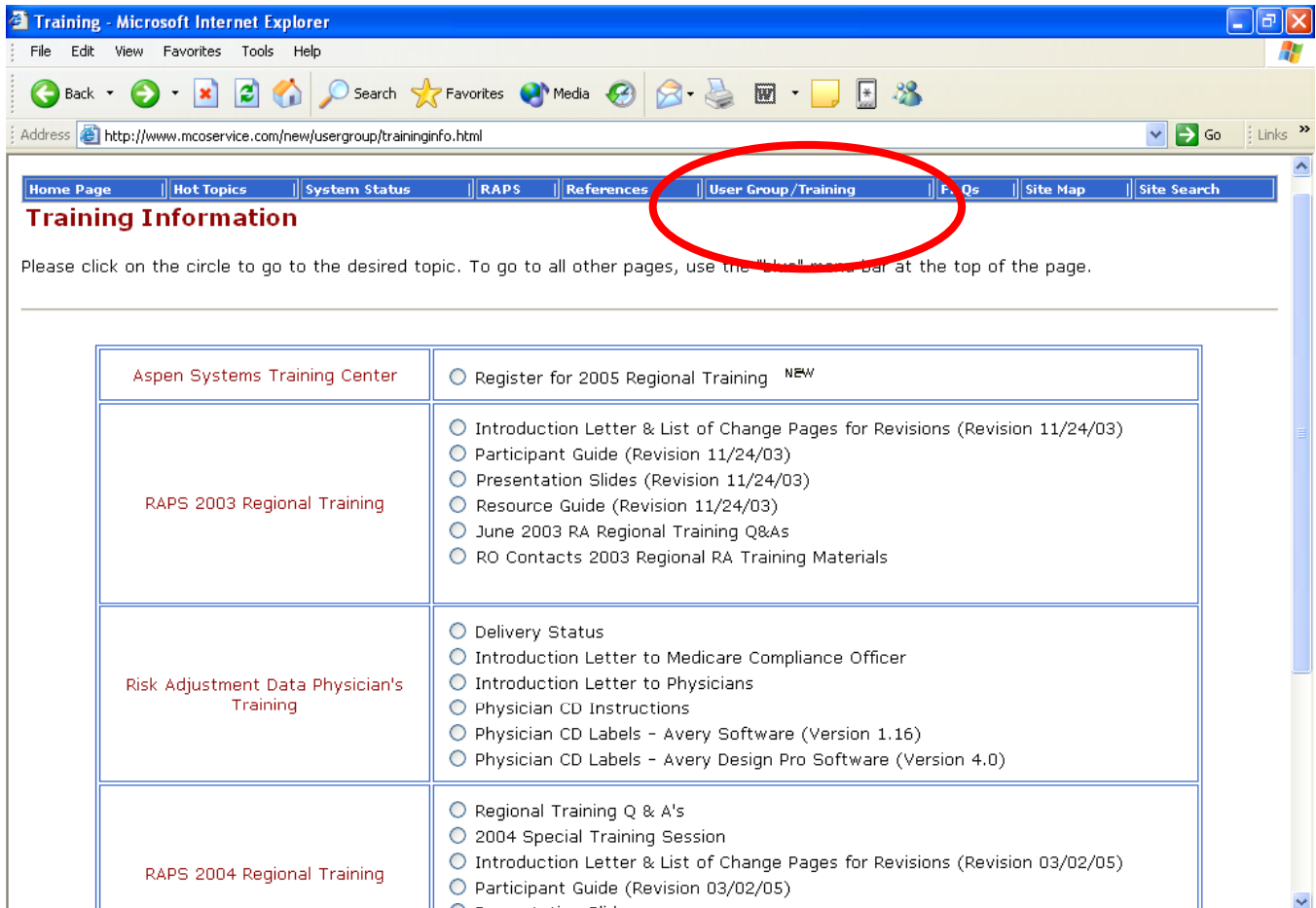
**Provides description and suggestions for resolution**

**Code** 310  
**Description** MISSING/INVALID HIC-NO ON CCC RECORD

**Suggestions** In a CCC Record, Field 5, Position 54 through 78, is either missing the Medicare HIC Number or is an invalid Medicare HIC Number. The 300 Series RAPS Error Codes are a record level error. The record was bypassed and all editing was discontinued. No diagnosis clusters from this record were stored. In FERAS, this error code is edited on the first and the last CCC record only.

Training Guides and Updates

<http://csscooperations.com/new/usergroup/traininginfo.html>



Training - Microsoft Internet Explorer

Address: <http://www.mcoservice.com/new/usergroup/traininginfo.html>

Home Page | Hot Topics | System Status | RAPS | References | **User Group / Training** | F. Qs | Site Map | Site Search

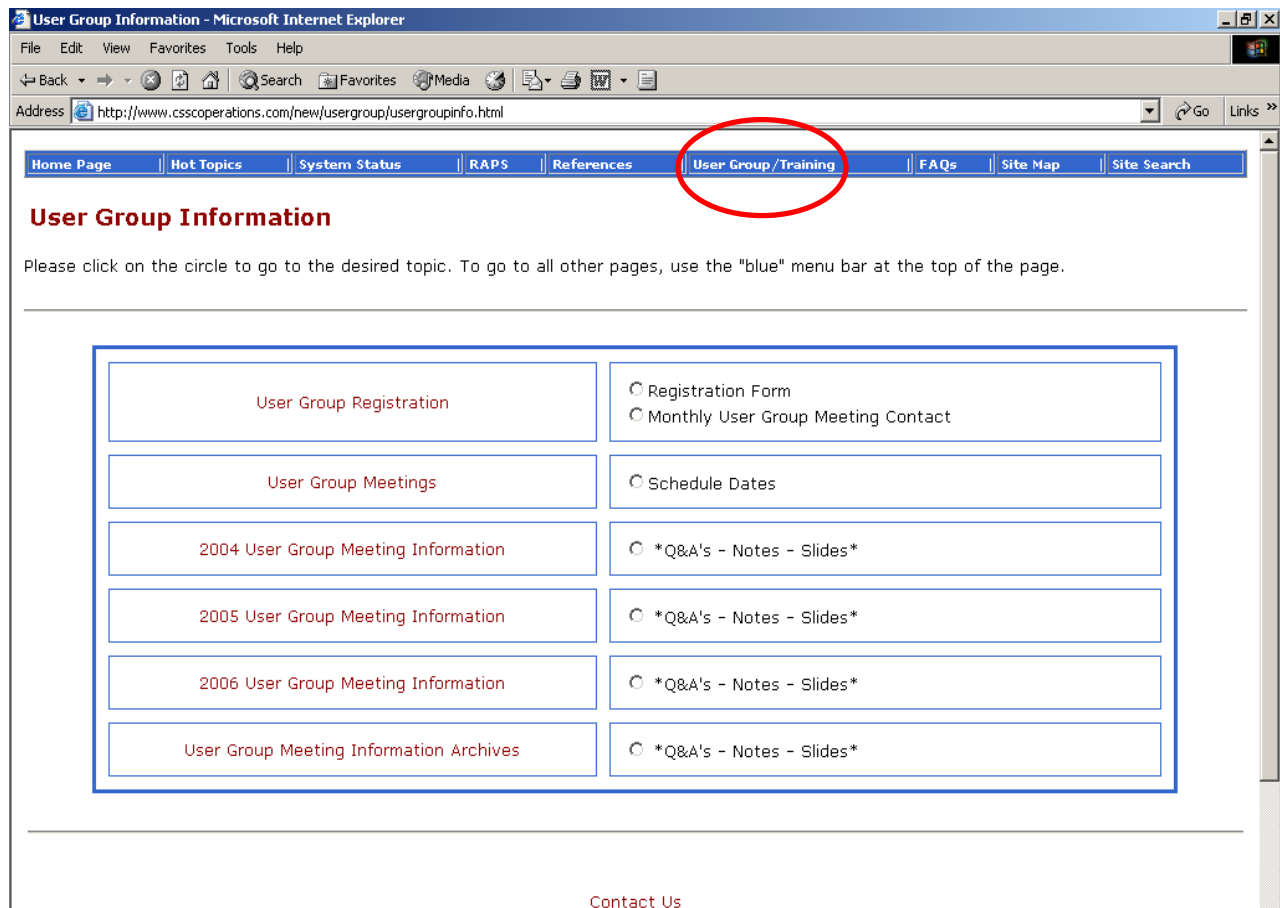
### Training Information

Please click on the circle to go to the desired topic. To go to all other pages, use the "Shell" menu bar at the top of the page.

Aspen Systems Training Center	<ul style="list-style-type: none"> <li>○ Register for 2005 Regional Training <sup>NEW</sup></li> </ul>
RAPS 2003 Regional Training	<ul style="list-style-type: none"> <li>○ Introduction Letter &amp; List of Change Pages for Revisions (Revision 11/24/03)</li> <li>○ Participant Guide (Revision 11/24/03)</li> <li>○ Presentation Slides (Revision 11/24/03)</li> <li>○ Resource Guide (Revision 11/24/03)</li> <li>○ June 2003 RA Regional Training Q&amp;As</li> <li>○ RO Contacts 2003 Regional RA Training Materials</li> </ul>
Risk Adjustment Data Physician's Training	<ul style="list-style-type: none"> <li>○ Delivery Status</li> <li>○ Introduction Letter to Medicare Compliance Officer</li> <li>○ Introduction Letter to Physicians</li> <li>○ Physician CD Instructions</li> <li>○ Physician CD Labels - Avery Software (Version 1.16)</li> <li>○ Physician CD Labels - Avery Design Pro Software (Version 4.0)</li> </ul>
RAPS 2004 Regional Training	<ul style="list-style-type: none"> <li>○ Regional Training Q &amp; A's</li> <li>○ 2004 Special Training Session</li> <li>○ Introduction Letter &amp; List of Change Pages for Revisions (Revision 03/02/05)</li> <li>○ Participant Guide (Revision 03/02/05)</li> </ul>

## User Group Information

<http://www.cssoperations.com/new/usergroup/usergroupinfo.html>

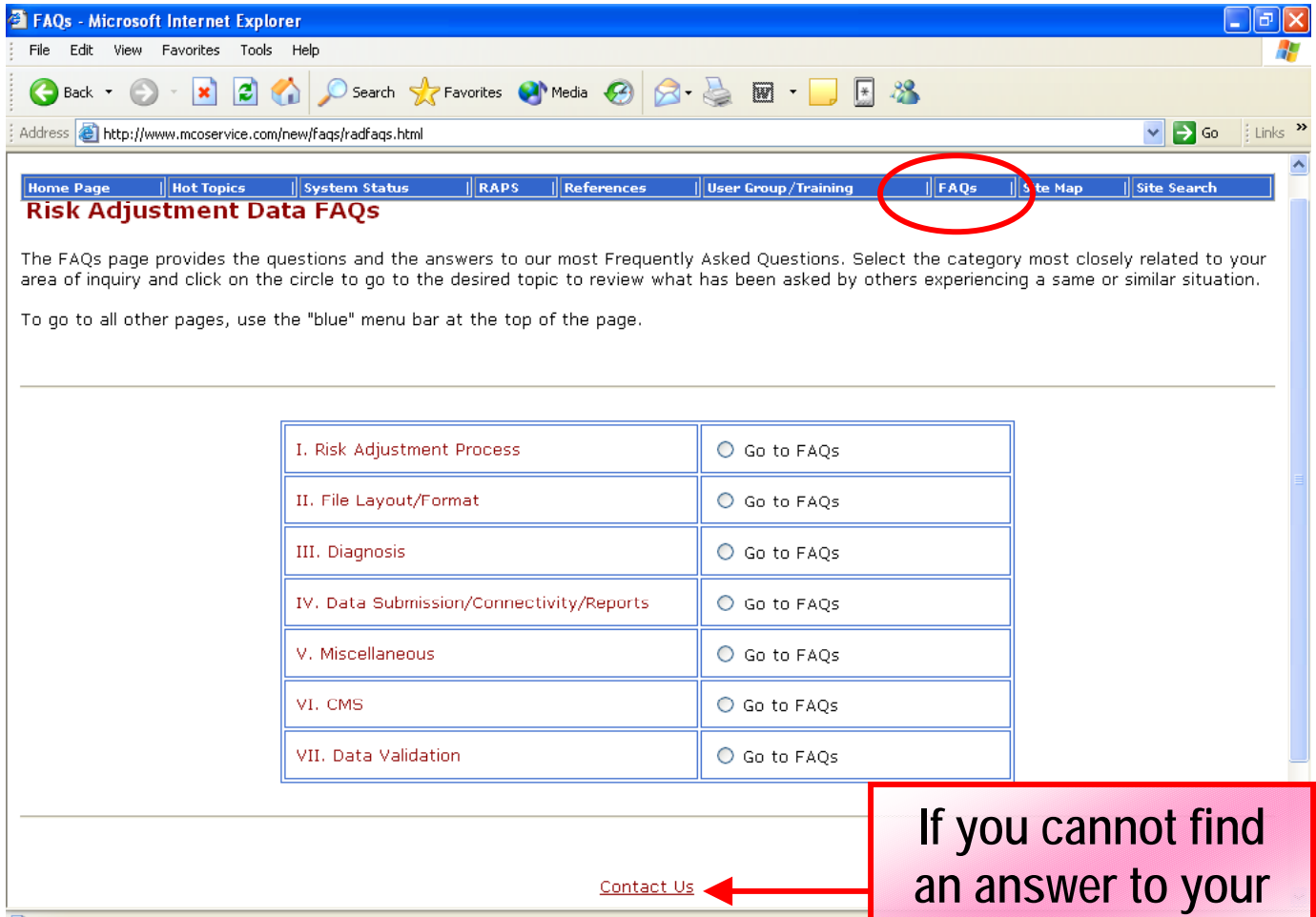


User Group Registration	<input type="radio"/> Registration Form <input type="radio"/> Monthly User Group Meeting Contact
User Group Meetings	<input type="radio"/> Schedule Dates
2004 User Group Meeting Information	<input type="radio"/> *Q&A's - Notes - Slides*
2005 User Group Meeting Information	<input type="radio"/> *Q&A's - Notes - Slides*
2006 User Group Meeting Information	<input type="radio"/> *Q&A's - Notes - Slides*
User Group Meeting Information Archives	<input type="radio"/> *Q&A's - Notes - Slides*

[Contact Us](#)

## Frequently Asked Questions (FAQs)

<http://www.cssoperations.com/new/faqs/radfaqs.html>



FAQs - Microsoft Internet Explorer

File Edit View Favorites Tools Help

Back Forward Stop Home Search Favorites Media RSS Print Mail News Groups

Address <http://www.mcoservice.com/new/faqs/radfaqs.html> Go Links

Home Page Hot Topics System Status RAPS References User Group/Training **FAQs** Site Map Site Search

### Risk Adjustment Data FAQs

The FAQs page provides the questions and the answers to our most Frequently Asked Questions. Select the category most closely related to your area of inquiry and click on the circle to go to the desired topic to review what has been asked by others experiencing a same or similar situation.

To go to all other pages, use the "blue" menu bar at the top of the page.

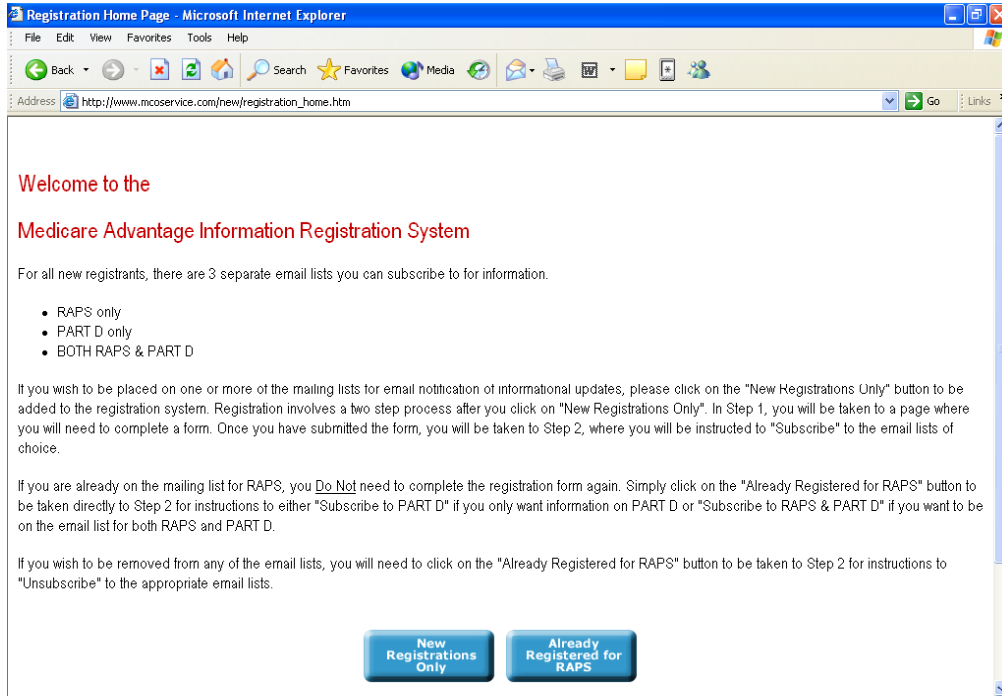
I. Risk Adjustment Process	<input type="radio"/> Go to FAQs
II. File Layout/Format	<input type="radio"/> Go to FAQs
III. Diagnosis	<input type="radio"/> Go to FAQs
IV. Data Submission/Connectivity/Reports	<input type="radio"/> Go to FAQs
V. Miscellaneous	<input type="radio"/> Go to FAQs
VI. CMS	<input type="radio"/> Go to FAQs
VII. Data Validation	<input type="radio"/> Go to FAQs

[Contact Us](#)

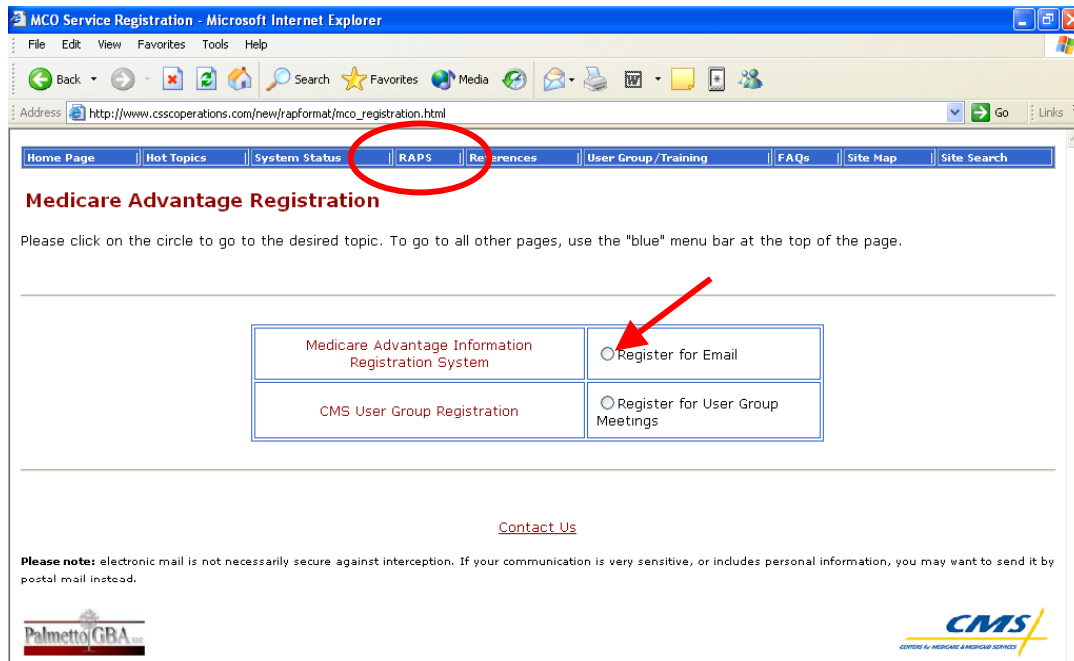
If you cannot find an answer to your question, click here

## Register for Email Service

[http://www.mcoservice.com/new/registration\\_home.htm](http://www.mcoservice.com/new/registration_home.htm)

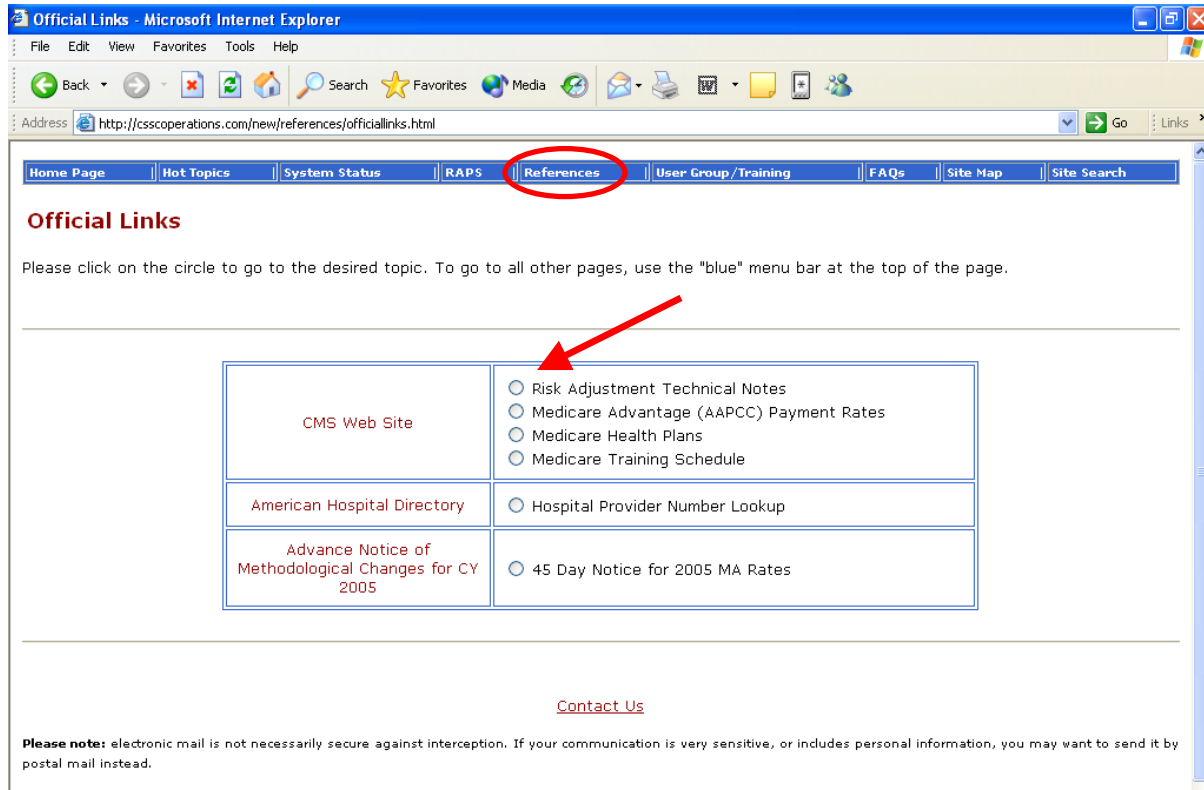


[http://www.csscooperations.com/new/rapformat/mco\\_registration.html](http://www.csscooperations.com/new/rapformat/mco_registration.html)



**Link to CMS Website**

<http://cssoperations.com/new/references/officiallinks.html>



Official Links - Microsoft Internet Explorer

File Edit View Favorites Tools Help

Address <http://cssoperations.com/new/references/officiallinks.html>

Home Page | Hot Topics | System Status | RAPS | **References** | User Group/Training | FAQs | Site Map | Site Search

### Official Links

Please click on the circle to go to the desired topic. To go to all other pages, use the "blue" menu bar at the top of the page.

<a href="#">CMS Web Site</a>	<input type="radio"/> Risk Adjustment Technical Notes <input type="radio"/> Medicare Advantage (AAPCC) Payment Rates <input type="radio"/> Medicare Health Plans <input type="radio"/> Medicare Training Schedule
<a href="#">American Hospital Directory</a>	<input type="radio"/> Hospital Provider Number Lookup
<a href="#">Advance Notice of Methodological Changes for CY 2005</a>	<input type="radio"/> 45 Day Notice for 2005 MA Rates

[Contact Us](#)

**Please note:** electronic mail is not necessarily secure against interception. If your communication is very sensitive, or includes personal information, you may want to send it by postal mail instead.





## CSSC REFERENCE DOCUMENTS



**TO: Managed Care Organizations Submitting Risk Adjustment Data**

**RE: EDI Enrollment and Submitter Application for Risk Adjustment Data Processing**

Welcome to the Customer Service and Support Center (CSSC) for Medicare Managed Care Organizations submitting Risk Adjustment Data. The CSSC and the Front-End Risk Adjustment System (FERAS) look forward to working with you in all aspects of the submission of risk adjustment data.

The following information must be completed and sent to the CSSC for enrollment for the submission of data for Risk Adjustment:

- EDI Agreement for Risk Adjustment Data collection
- Submitter Application
- Risk Adjustment NDM Specifications (For NDM users only)

**Please note the following for submitting Risk Adjustment Data:**

- A CMS Risk Adjustment Data EDI Agreement must be completed by each submitter and on file with CSSC, prior to submitting Risk Adjustment Data. The agreement must be signed by an authorized agent of the organization and returned to CSSC Operations at the address provided.
- **Use of Third Party Submitters:** If the submitter will be an entity other than an M+C organization, the Submitter must complete the Submitter ID Application form and the M+C organization must complete the EDI Agreement. This EDI Agreement must be completed, signed and returned for each Plan number submitting data. Regardless who submits the data, CMS holds the M+C organization accountable for the content of the submission.
- A Submitter ID (SHnnnn) will be assigned to you by the CSSC and will remain effective for ongoing submission of risk adjustment data. This is the unique ID assigned to the Plan or entity that will submit data and retrieve reports. Please complete the Submitter Application return it to CSSC Operations with the completed EDI Agreement.
- You will be submitting all Risk Adjustment Data to the FERAS. Data may be submitted in one of the following formats, RAPS format, UB92, NSF and/or ANSI. All data submitted to the front-end will be sent to the Risk Adjustment Processing System (RAPS) in the risk adjustment data layout.
- If you are submitting the UB92, NSF or ANSI file format, it will be necessary to identify to the front-end the data is being submitted for translation to the RAPS format using the appropriate receiver ID as designated below:
  - UB 92 - Institutional Data - 80884 (RT01-6)
  - NSF - Professional Data - 80883 (AA0-17.0)
  - ANSI 4010 Institutional (80884) and Professional (80883) - ISA08, GS03, NM109 1000B



- Datasets are required to be set up for NDM users. The Risk Adjustment NDM Specifications should be completed and returned to the CSSC with the Submitter Application and the EDI Agreement.
- Technical Specifications are available based on the communication medium that is currently in use. NDM instructions and the FERAS User Guide are available on the [mcoservice.com](http://mcoservice.com) web site. Testing instructions for each medium are included within the document.
- On-Line transaction data entry is available through the secure MDCN FERAS web site. This option allows the user to key risk adjustment data directly into the front-end, creating the file for direct data submission.
- Reports are returned on all data submitted. The following report files are available for data submitted:

Response report generated by FERAS - per file submission

FERAS Response Report - RSP#####.RSP.FERAS\_RESP  
RSP#####.ZIP.FERAS\_RESP (zip format)

RAPS – CMS generated reports per file submission

RAPS Return File RPT#####.RPT.RAPS\_RETURN\_FLAT  
RPT#####.ZIP.RAPS\_RETURN\_FLAT (zip format)

RAPS Error Report RPT#####.RPT.RAPS\_ERROR\_RPT  
RPT#####.ZIP.RAPS\_ERROR\_RPT (zip format)

RAPS Duplicate Diagnosis Cluster Report  
RPT#####.RPT.RAPS\_DUPDX\_RPT  
RPT#####.ZIP.RAPS\_DUPDX\_RPT (zip format)

RAPS Transaction Summary Report  
RPT#####.RPT.RAPS\_SUMMARY  
RPT#####.ZIP.RAPS\_SUMMARY\_RPT (zip format)

RAPS - CMS generated reports monthly

RAPS Monthly Plan Activity Report  
RPT#####.RPT.RAPS\_MONTHLY  
RPT#####.ZIP.RAPS\_MONTHLY (zip format)

RAPS Cumulative Plan Activity Report  
RPT#####.RPT.RAPS\_CUMULATIVE  
RPT#####.ZIP.RAPS\_CUMULATIVE (zip format)

All reference material is available on the [www.csscooperations.com](http://www.csscooperations.com) web site. We encourage you to visit the site and register for e-mail notification of all updates. Please contact the CSSC Help Line with any questions regarding the information provided.

CSSC Operations  
PO Box 100275, AG 570  
Columbia, SC 29202-3275  
1-877-534-CSSC  
[www.csscooperations.com](http://www.csscooperations.com)  
FAX: 1-803-935-0171



**Medicare+Choice Organization**

**Electronic Data Interchange Enrollment Form**

**MANAGED CARE ELECTRONIC DATA INTERCHANGE (EDI) ENROLLMENT FORM**

**ONLY** for the Collection of Risk Adjustment Data and/or

With Medicare+Choice Eligible Organizations

The eligible organization agrees to the following provisions for submitting Medicare risk adjustment data electronically to The Centers for Medicare & Medicaid Services (CMS) or to CMS's contractors.

**A. The Eligible Organization Agrees:**

1. That it will be responsible for all Medicare risk adjustment data submitted to CMS by itself, its employees, or its agents.
2. That it will not disclose any information concerning a Medicare beneficiary to any other person or organization, except CMS and/or its contractors, without the express written permission of the Medicare beneficiary or his/her parent or legal guardian, or where required for the care and treatment of a beneficiary who is unable to provide written consent, or to bill insurance primary or supplementary to Medicare, or as required by State or Federal law.
3. That it will ensure that every electronic entry can be readily associated and identified with an original source document. Each source document must reflect the following information:
  - Beneficiary's name,
  - Beneficiary's health insurance claim number,
  - Date(s) of service,
  - Diagnosis/nature of illness
4. That the Secretary of Health and Human Services or his/her designee and/or the contractor has the right to audit and confirm information submitted by the eligible organization and shall have access to all original source documents and medical records related to the eligible organization's submissions, including the beneficiary's authorization and signature.
5. Based on best knowledge, information, and belief, that it will submit risk adjustment data that are accurate, complete, and truthful.
6. That it will retain all original source documentation and medical records pertaining to any such particular Medicare risk adjustment data for a period of at least 6 years, 3 months after the risk adjustment data is received and processed.
7. That it will affix the CMS-assigned unique identifier number of the eligible organization on each risk adjustment data electronically transmitted to the contractor.
8. That the CMS-assigned unique identifier number constitutes the eligible organization's legal electronic signature.
9. That it will use sufficient security procedures to ensure that all transmissions of documents are authorized and protect all beneficiary-specific data from improper access.
10. That it will establish and maintain procedures and controls so that information concerning Medicare beneficiaries, or any information obtained from CMS or its contractor, shall not be used by agents, officers, or employees of the billing service except as provided by the contractor (in accordance with §1106(a) of the Act).
11. That it will research and correct risk adjustment data discrepancies.



12. That it will notify the contractor or CMS within 2 business days if any transmitted data are received in an unintelligible or garbled form.

**B. The Centers for Medicare & Medicaid Services Agrees To:**

1. Transmit to the eligible organization an acknowledgment of risk adjustment data receipt.
2. Affix the intermediary/carrier number, as its electronic signature, on each response/report sent to the eligible organization.
3. Ensure that no contractor may require the eligible organization to purchase any or all electronic services from the contractor or from any subsidiary of the contractor or from any company for which the contractor has an interest.
4. The contractor will make alternative means available to any electronic biller to obtain such services.
5. Ensure that all Medicare electronic transmitters have equal access to any services that CMS requires Medicare contractors to make available to eligible organizations or their billing services, regardless of the electronic billing technique or service they choose. Equal access will be granted to any services the contractor sells directly, indirectly, or by arrangement.
6. Notify the provider within 2 business days if any transmitted data are received in an unintelligible or garbled form.

**NOTICE:**

Federal law shall govern both the interpretation of this document and the appropriate jurisdiction and venue for appealing any final decision made by CMS under this document.

This document shall become effective when signed by the eligible organization. The responsibilities and obligations contained in this document will remain in effect as long as Medicare risk adjustment data are submitted to CMS or the contractor. Either party may terminate this arrangement by giving the other party (30) days written notice of its intent to terminate. In the event that the notice is mailed, the written notice of termination shall be deemed to have been given upon the date of mailing, as established by the postmark or other appropriate evidence of transmittal.



C. **Signature:**

I am authorized to sign this document on behalf of the indicated party and I have read and agree to the foregoing provisions and acknowledge same by signing below.

Eligible Organization's Name: \_\_\_\_\_

\_\_\_\_\_

Contract Number: \_\_\_\_\_

Signature: \_\_\_\_\_

Name: \_\_\_\_\_

Title: \_\_\_\_\_

Address: \_\_\_\_\_

\_\_\_\_\_

City/State/ZIP: \_\_\_\_\_

Phone: \_\_\_\_\_

Email: \_\_\_\_\_

Date: \_\_\_\_\_

cc: Regional Offices

Please retain a copy of all forms submitted for your records.

Complete and mail this form with original signature to:

**M+CO EDI Enrollment  
CSSC Operations AG-570  
P.O. Box 100275  
Columbia, SC 29202-3275**

**Phone (877) 534-2772**  
[www.csscooperations.com](http://www.csscooperations.com)



**CSSC Risk Adjustment Data Submitter Application**

Plan Number (Hnnnn):	
Plan Name:	
Address:	
Fax Number :	
Operations Contact Person:	
E-Mail address:	
Phone Number:	
Technical Contact Person:	
E-Mail address:	
Phone Number:	

What format do you plan to use to submit Risk Adjustment Data?

- RAPS Format
- M+CO NSF Format
- UB 92 version 6.0
- ANSI 837 4010



What Connection Type is established via the Medicare Data Communications Network (MDCN)?

Lease Line \_\_\_\_\_  
IP \_\_\_\_\_  
NDM \_\_\_\_\_  
Dial up / Modem \_\_\_\_\_

---

Please list any additional Plan numbers your organization will submit data for:

Plan \_\_\_\_\_ Plan \_\_\_\_\_ Plan \_\_\_\_\_

Plan \_\_\_\_\_ Plan \_\_\_\_\_ Plan \_\_\_\_\_

Plan \_\_\_\_\_ Plan \_\_\_\_\_ Plan \_\_\_\_\_

Please return the completed submitter application, EDI Agreement and NDM specifications to CSSC Operations at the address below.

1-877-534-CSSC

[www.csscoperations.com](http://www.csscoperations.com)

FAX: 1-803-935-0171





### Risk Adjustment NDM Specifications

The NDM Node connection is defined as follows:

NET ID: SCA  
NODE ID: A70NDM.MC  
APPLID: A70NDMMC  
AGNS ID: PGBA

PLEASE ENTER YOUR NDM INFORMATION (Required):

NET ID: \_\_\_\_\_  
NODE ID: \_\_\_\_\_  
APPLID: \_\_\_\_\_  
AGNS ID: \_\_\_\_\_

Your NDM User ID and password (if datasets are racf protected)

User ID: \_\_\_\_\_  
Password: \_\_\_\_\_

#### RAPS Transaction Submission

DSN: **MAB.PROD.NDM.RAPS.PROD.submitter id(+1)**  
DISP: (NEW,CATLG,DELETE)  
UNIT: SYSDG  
SPACE: (CYL,(75,10),RLSE)  
DCB: (RECFM=FB,LRECL=512,BLKSIZE=27648)

Note: For testing, use **MAB.PROD.NDM.RAPS.TEST.submitter id(+1)**

Please note that the test/prod indicator in the file, AAA 6, must also indicate "TEST" or "PROD", depending on the type of file being submitted.

#### Report Retrieval (enter names)

We will return reports to you in the following DSN's. These datasets need to be GDGs to allow multiple files to be sent without manual intervention or overwriting of existing files.

#### Front End (FERAS) Response Report

Frequency: Daily  
Report **DSN:** \_\_\_\_\_  
DCB=(DSORG=PS,LRECL=80,RECFM=FB,BLKSIZE=27920)



**RAPS Return File**

Frequency: Daily  
Flat

**DSN:** \_\_\_\_\_  
DCB=(DSORG=PS,LRECL=512,RECFM=FB,BLKSIZE=27648)

**RAPS Error Report**

Frequency: Daily  
Report

**DSN:** \_\_\_\_\_  
DCB=(DSORG=PS,LRECL=133,RECFM=FB,BLKSIZE=27930)

**RAPS Summary Report**

Frequency: Daily  
Report

**DSN:** \_\_\_\_\_  
DCB=(DSORG=PS,LRECL=133,RECFM=FB,BLKSIZE=27930)

**RAPS DUPLICATE DIAGNOSIS CLUSTER REPORT (502 Error Report)**

Frequency: Daily  
Report

**DSN:** \_\_\_\_\_  
DCB=(DSORG=PS,LRECL=133,RECFM=FB,BLKSIZE=27930)

**RAPS Monthly Summary Report**

Frequency: Monthly  
Report

**DSN:** \_\_\_\_\_  
DCB=(DSORG=PS,LRECL=133,RECFM=FB,BLKSIZE=27930)

**RAPS Monthly Cumulative Report**

Frequency: Monthly  
Report

**DSN:** \_\_\_\_\_  
DCB=(DSORG=PS,LRECL=133,RECFM=FB,BLKSIZE=27930)

**NOTE:** If you submit the UB92, NSF or ANSI file format, you may submit to the DSNs below. However, with these file formats it is necessary to identify to the front-end the data is being submitted for translation to the RAPS format and data for risk adjustment processing by using the appropriate receiver ID as designated below:

Institutional Data, UB 92– 80884 (RT01-6)

Professional Data, NSF– 80883 (AA0-17.0)

Institutional (80884) and Professional (80883)ANSI 4010 –ISA08, GS03, NM109 1000B



**NSF Format Submission**

DSN: **MAB.PROD.NDM.EDS.CLM.NSF.submitter id(+1)**

DISP: (NEW,CATLG,DELETE)

UNIT: SYSDG

SPACE: (CYL,(75,10),RLSE)

DCB: (RECFM=FB,LRECL=320,BLKSIZE=27840)

Note: For testing, use **MAB.PROD.NDM.EDS.TCLM.NSF. submitter id(+1)**

**UB92 Format Submission**

DSN: **MAB.PROD.NDM.EDS.CLM.UBF.submitter id(+1)**

DISP: (NEW,CATLG,DELETE)

UNIT: SYSDG

SPACE: (CYL,(75,10),RLSE)

DCB: (RECFM=FB,LRECL=192,BLKSIZE=27840)

Note: For testing, use DSN= **MAB.PROD.NDM.EDS.TCLM.UBF. submitter id(+1)**

**837 Format Submission**

DSN: **MAB.PROD.NDM.EDS.CLMA.UBF.submitter (+1)**

DISP: (NEW,CATLG,DELETE)

UNIT: SYSDG

SPACE: (CYL,(75,10),RLSE)

DCB: (RECFM=FB,LRECL=80,BLKSIZE=27920)

Note: For testing, use **MAB.PROD.NDM.EDS.TCLMA.UBF.submitter (+1)**

DSN: **MAB.PROD.NDM.EDS.CLMA.NSF.submitter (+1)**

DISP: (NEW,CATLG,DELETE)

UNIT: SYSDG

SPACE: (CYL,(75,10),RLSE)

DCB: (RECFM=FB,LRECL=80,BLKSIZE=27920)

Note: For testing, use **MAB.PROD.NDM.EDS.TCLMA.NSF.submitter (+1)**

Please note that the test/prod indicator in the file must match the DSN.



## CODING RESOURCES



E CODES

ICD-9-CM CODE	SHORT DESCRIPTION OF ICD-9 CODE	DISEASE GROUP
E95	POISON	55
E950	SUIC/SELF-POIS W SOL/LIQ	55
E9500	POISON-ANALGESICS	55
E9501	POISON-BARBITURATES	55
E9502	POISON-SEDAT/HYPNOTIC	55
E9503	POISON-PSYCHOTROPIC AGT	55
E9504	POISON-DRUG/MEDICIN NEC	55
E9505	POISON-DRUG/MEDICIN NOS	55
E9506	POISON-AGRICULT AGENT	55
E9507	POISON-CORROSIV/CAUSTIC	55
E9508	POISON-ARSENIC	55
E9509	POISON-SOLID/LIQUID NEC	55
E951	POISON-UTILITY GAS	55
E9510	POISON-PIPED GAS	55
E9511	POISON-GAS IN CONTAINER	55
E9518	POISON-UTILITY GAS NEC	55
E952	POISON-GAS/VAPOR NEC	55
E9520	POISON-EXHAUST GAS	55
E9521	POISON-CO NEC	55
E9528	POISON-GAS/VAPOR NEC	55
E9529	POISON-GAS/VAPOR NOS	55
E953	INJURY-STRANGUL/SUFFOC	55
E9530	INJURY-HANGING	55
E9531	INJURY-SUFF W PLAS BAG	55
E9538	INJURY-STRANG/SUFF NEC	55
E9539	INJURY-STRANG/SUFF NOS	55
E954	INJURY-SUBMERSION	55
E955	INJURY-FIREARM/EXPLOSIV	55
E9550	INJURY-HANDGUN	55
E9551	INJURY-SHOTGUN	55
E9552	INJURY-HUNTING RIFLE	55
E9553	INJURY-MILITARY FIREARM	55
E9554	INJURY-FIREARM NEC	55
E9555	INJURY-EXPLOSIVES	55
E9556	SELF INFLICT ACC-AIR GUN	55
E9557	SELF INJ-PAINTBALL GUN	55
E9559	INJURY-FIREARM/EXPL NOS	55
E956	INJURY-CUT INSTRUMENT	55



**E CODES (CONTINUED)**

<b>ICD-9-CM CODE</b>	<b>SHORT DESCRIPTION OF ICD-9 CODE</b>	<b>DISEASE GROUP</b>
E957	INJU-JUMP FROM HI PLACE	55
E9570	INJURY-JUMP FM RESIDENCE	55
E9571	INJURY-JUMP FM STRUC NEC	55
E9572	INJURY-JUMP FM NATUR SIT	55
E9579	INJURY-JUMP NEC	55
E958	INJURY/SELF-INJ NEC/NOS	55
E9580	INJURY-MOVING OBJECT	55
E9581	INJURY-BURN, FIRE	55
E9582	INJURY-SCALD	55
E9583	INJURY-EXTREME COLD	55
E9584	INJURY-ELECTROCUTION	55
E9585	INJURY-MOTOR VEH CRASH	55
E9586	INJURY-AIRCRAFT CRASH	55
E9587	INJURY-CAUSTIC SUBSTANCE	55
E9588	INJURY-NEC	55
E9589	INJURY-NOS	55
E959	LATE EFF OF SELF-INJURY	55



V CODES

ICD-9-CM CODE	SHORT DESCRIPTION OF ICD-9 CODE	DISEASE GROUP
V08	ASYMP HIV INFECTN STATUS	1
V421	HEART TRANSPLANT STATUS	174
V426	LUNG TRANSPLANT STATUS	174
V427	LIVER TRANSPLANT STATUS	174
V4281	TRNSPL STATUS-BNE MARROW	174
V4282	TRSPLE STS-PERIP STM CELL	174
V4283	TRNSPL STATUS-PANCREAS	174
V4284	TRNSPL STATUS-INTESTINES	174
V432	HEART REPLACEMENT NEC	174
V4321	HEART ASSIST DEV REPLACE	174
V4322	ARTIFICIAL HEART REPLACE	174
V44	ARTIFICIAL OPNING STATUS	176
V440	TRACHEOSTOMY STATUS	77
V441	GASTROSTOMY STATUS	176
V442	ILEOSTOMY STATUS	176
V443	COLOSTOMY STATUS	176
V444	ENTEROSTOMY STATUS NEC	176
V445	CYSTOSTOMY STATUS	176
V4450	CYSTOSTOMY STATUS NOS	176
V4451	CUTANEOUS-VESICOS STATUS	176
V4452	APPENDICO-VESICOS STATUS	176
V4459	CYSTOSTOMY STATUS NEC	176
V446	URINOSTOMY STATUS NEC	176
V448	ARTIF OPEN STATUS NEC	176
V449	ARTIF OPEN STATUS NOS	176
V451	RENAL DIALYSIS STATUS	130
V461	DEPENDENCE ON RESPIRATOR	77
V497	STATUS AMPUT	177
V4970	STATUS AMPUT LWR LMB NOS	177
V4971	STATUS AMPUT GREAT TOE	177
V4972	STATUS AMPUT OTHR TOE(S)	177
V4973	STATUS AMPUT FOOT	177
V4974	STATUS AMPUT ANKLE	177
V4975	STATUS AMPUT BELOW KNEE	177
V4976	STATUS AMPUT ABOVE KNEE	177
V4977	STATUS AMPUT HIP	177
V521	FITTING ARTIFICIAL LEG	177



V CODES (CONTINUED)

ICD-9-CM CODE	SHORT DESCRIPTION OF ICD-9 CODE	DISEASE GROUP
V55	ATTEN TO ARTIFICIAL OPEN	176
V550	ATTEN TO TRACHEOSTOMY	77
V551	ATTEN TO GASTROSTOMY	176
V552	ATTEN TO ILEOSTOMY	176
V553	ATTEN TO COLOSTOMY	176
V554	ATTEN TO ENTEROSTOMY NEC	176
V555	ATTEN TO CYSTOSTOMY	176
V556	ATTEN TO URINOSTOMY NEC	176
V558	ATTN TO ARTIF OPEN NEC	176
V559	ATTN TO ARTIF OPEN NOS	176
V56	DIALYSIS ENCOUNTER	130
V560	RENAL DIALYSIS ENCOUNTER	130
V561	FT/ADJ XTRCORP DIAL CATH	130
V562	FIT/ADJ PERIT DIAL CATH	130
V563	DIALYSIS	130
V5631	HEMODIALYSIS TESTING	130
V5632	PERITONEAL DIALYSIS TEST	130
V568	DIALYSIS ENCOUNTER, NEC	130



**NEOPLASM GUIDELINES**

- A. If the treatment is directed at the malignancy, designate the malignancy as the principal diagnosis.
- B. When a patient is admitted because of a primary neoplasm with metastasis and treatment is directed toward the secondary site only, the secondary neoplasm is designated as the principal diagnosis even though the primary malignancy is still present.
- C. Coding and sequencing of complications associated with the malignant neoplasm or with the therapy thereof are subject to the following guidelines:
  - 1. When admission/encounter is for management of an anemia associated with the malignancy, and the treatment is only for anemia, the anemia is designated as the principal diagnosis and is followed by the appropriate code(s) for the malignancy.
  - 2. When the admission/encounter is for management of an anemia associated with chemotherapy or radiotherapy and the only treatment is for the anemia; the anemia is sequenced first followed by the appropriate code(s) for the malignancy.
  - 3. When the admission/encounter is for management of dehydration due to the malignancy or the therapy, or a combination of both, and only the dehydration is being treated (intravenous rehydration), the dehydration is sequenced first, followed by the code(s) for the malignancy.
  - 4. When the admission/encounter is for treatment of a complication resulting from a surgical procedure performed for the treatment of an intestinal malignancy, designate the complication as the principal or first-listed diagnosis if treatment is directed at resolving the complication.
- D. When a primary malignancy has been previously excised or eradicated from its site and there is no further treatment directed to that site and there is no evidence of any existing primary malignancy, a code from category V10, Personal history of malignant neoplasm, should be used to indicate the former site of the malignancy. Any mention of extension, invasion, or metastasis to another site is coded as a secondary malignant neoplasm to that site. The secondary site may be the principal or first-listed with the V10 code used as a secondary code.
- E. Admissions/Encounters involving chemotherapy and radiation therapy.
  - 1. When an episode of care involves the surgical removal of a neoplasm, primary or secondary site, followed by chemotherapy or radiation treatment, the neoplasm code should be assigned as principal or first-listed diagnosis. When an episode of inpatient care involves surgical removal of a primary site or secondary site malignancy followed by adjunct chemotherapy or radiotherapy, code the malignancy as the principal or first-listed diagnosis, using codes in the 140-198 series or where appropriate in the 200-203 series.
  - 2. If a patient admission/encounter is solely for the administration of chemotherapy or radiation therapy code V58.0, Encounter for radiation therapy, or V58.1, Encounter for chemotherapy, should be the first-listed or principal diagnosis. If a patient receives both chemotherapy and radiation therapy both codes should be listed, in either order of sequence.
  - 3. When a patient is admitted for the purpose of radiotherapy or chemotherapy and develops complications such as uncontrolled nausea and vomiting or dehydration, the principal or first-listed diagnosis is V58.0, Encounter for radiotherapy, or V58.1, Encounter for chemotherapy.
- F. When the reason for admission/encounter is to determine the extent of the malignancy, or for a procedure such as paracentesis or thoracentesis, the primary malignancy or appropriate metastatic site is designated as the principal or first-listed diagnosis, even though chemotherapy or radiotherapy is administered.
- G. Symptoms, signs, and ill-defined conditions listed in Chapter 16 characteristic of, or associated with, an existing primary or secondary site malignancy cannot be used to replace the malignancy as principal or first-listed diagnosis, regardless of the number of admissions or encounters for treatment and care of the neoplasm.



## **RISK ADJUSTMENT PROCESSING SYSTEM CROSSWALKS**



ANSI-NSF 3051

RISK ADJUSTMENT PROCESSING SYSTEM						
ANSI X12 3051B CROSSWALK						
RECORD TYPE	FIELD NO	FIELD NAME	FIELD LENGTH	POSITION	ANSI POSITION NUMBER	ANSI SEGMENT ID
AAA	1.0	RECORD-ID	X(3)	1 - 3		
AAA	2.0	SUBMITTER-ID	X(6)	4 - 9	1-020	NM109
AAA	3.0	FILE-ID	X(10)	10 - 19	1 010	BGN02
AAA	4.0	TRANS-DATE	9(8)	20 - 27		<b>BGN03</b>
AAA	5.0	PROD-TEST-IND	X(4)	28 - 31	0 010	ISA15
BBB	1.0	RECORD-ID	X(3)	1 - 3		
BBB	2.0	SEQ-NO	9(7)	4 - 10		
BBB	3.0	PLAN-NO	X(5)	11 - 15	2 005	PRV03 (BI, 1C/ZZ)
CCC	1.0	RECORD-ID	X(3)	1 - 3		
CCC	2.0	SEQ-NO	9(7)	4 - 10		
CCC	3.0	SEQ-ERROR-CODE	X(3)	11 - 13		
CCC	4.0	PATIENT-CONTROL-NO	X(40)	14 - 53	2 130	CLM01
CCC	5.0	HIC-NO	X(25)	54 - 78	2 325.B 2 095	NM109 (C1) NM109 (HN)
CCC	6.0	HIC-ERROR-CODE	X(3)	79 - 81		
CCC	7.0	PATIENT-DOB	9(8)	82 - 89	2 115	DMG02 (D8)
CCC	8.0	DOB-ERROR-CODE	X(3)	90 - 92		
CCC	9.0	DIAGNOSIS-CLUSTER (occurs 10 times)		(93 - 412)		
CCC	9.1	PROVIDER-TYPE	X(2)	93 - 94		
CCC	9.2	FROM-DATE	9(8)	95 - 102	2 455.A	DTP03 (472)
CCC	9.3	THRU-DATE	9(8)	103 - 110	2 455.A	DTP03 (472)
CCC	9.4	DELETE-IND	X(1)	111		
CCC	9.5	DIAGNOSIS-CODE	X(5)	112 - 116	2 231	HI01.02(BR) HI02.02- HI04.02(BQ)
CCC	9.6	DC-FILLER	X(2)	117 - 118		
CCC	9.7	DIAG-CLUSTER-ERROR-1	X(3)	119 - 121		
CCC	9.8	DIAG-CLUSTER-ERROR-2	X(3)	122 - 124		
YYY	1.0	RECORD-ID	X(3)	1 - 3		
YYY	2.0	SEQ-NO	9(7)	4 - 10		
YYY	3.0	PLAN-NO	X(5)	11 - 15	2 005	PRV03 (BI, 1C/ZZ)
YYY	4.0	CCC-RECORD-TOTAL	9(7)	16 - 22		
ZZZ	1.0	RECORD-ID	X(3)	1 - 3		
ZZZ	2.0	SUBMITTER-ID	X(6)	11 - 16	1 020	NM109 (94)
ZZZ	3.0	FILE-ID	X(10)	10 - 19	1 010	BGN02
ZZZ	4.0	BBB-RECORD-TOTAL	9(7)	20 - 26		



ANSI-NSF 4010

RISK ADJUSTMENT PROCESSING SYSTEM						
ANSI X12 4010B CROSSWALK						
RECORD TYPE	FIELD NO	FIELD NAME	FIELD LENGTH	POSITION	ANSI POSITION NUMBER	ANSI SEGMENT ID
AAA	1.0	RECORD-ID	X(3)	1 - 3		
AAA	2.0	SUBMITTER-ID	X(6)	4 - 9	1 020	NM101 (41), NM109
AAA	3.0	FILE-ID	X(10)	10 - 19	1 010	BHT03
AAA	4.0	TRANS-DATE	9(8)	20 - 27		BHT04
AAA	5.0	PROD-TEST-IND	X(4)	28 - 31	0 010	ISA15
BBB	1.0	RECORD-ID	X(3)	1 - 3		
BBB	2.0	SEQ-NO	9(7)	4 - 10		
BBB	3.0	PLAN-NO	X(5)	11 - 15	2 035 2 015	REF02 NM109 (85,87)
CCC	1.0	RECORD-ID	X(3)	1 - 3		
CCC	2.0	SEQ-NO	9(7)	4 - 10		
CCC	3.0	SEQ-ERROR-CODE	X(3)	11 - 13		
CCC	4.0	PATIENT-CONTROL-NO	X(40)	14 - 53	2 130	CLM01
CCC	5.0	HIC-NO	X(25)	54 - 78	2 015 2 325	NM109 (C1) NM109 (C1)
CCC	6.0	HIC-ERROR-CODE	X(3)	79 - 81		
CCC	7.0	PATIENT-DOB	9(8)	82 - 89	2 032	DMG02
CCC	8.0	DOB-ERROR-CODE	X(3)	90 - 92		
CCC	9.0	DIAGNOSIS-CLUSTER (occurs 10 times)		(93 - 412)		
CCC	9.1	PROVIDER-TYPE	X(2)	93 - 94		
CCC	9.2	FROM-DATE	9(8)	95 - 102	2 455	DTP03 (472)
CCC	9.3	THRU-DATE	9(8)	103 - 110	2 455	DTP03 (472)
CCC	9.4	DELETE-IND	X(1)	111		
CCC	9.5	DIAGNOSIS-CODE	X(5)	112 - 116	2 231	HI01.02(BK) HI01.02(BF)
CCC	9.6	DC-FILLER	X(2)	117 - 118		
CCC	9.7	DIAG-CLUSTER-ERROR-1	X(3)	119 - 121		
CCC	9.8	DIAG-CLUSTER-ERROR-2	X(3)	122 - 124		
YYY	1.0	RECORD-ID	X(3)	1 - 3		
YYY	2.0	SEQ-NO	9(7)	4 - 10		
YYY	3.0	PLAN-NO	X(5)	11 - 15	2 035 2 015	REF02 NM109 (85,87)
YYY	4.0	CCC-RECORD-TOTAL	9(7)	16 - 22		
ZZZ	1.0	RECORD-ID	X(3)	1 - 3		
ZZZ	2.0	SUBMITTER-ID	X(6)	4 - 9	1 020	NM101 (41), NM109
ZZZ	3.0	FILE-ID	X(10)	10 - 19	1 010	BHT03
ZZZ	4.0	BBB-RECORD-TOTAL	9(7)	20 - 26		



ANSI UB92v3051A

RISK ADJUSTMENT PROCESSING SYSTEM						
ANSI X12 3051A CROSSWALK						
RECORD TYPE	FIELD NO	FIELD NAME	FIELD LENGTH	POSITION	ANSI POSITION NUMBER	ANSI SEGMENT ID
AAA	1.0	RECORD-ID	X(3)	1 - 3		
AAA	2.0	SUBMITTER-ID	X(6)	4 - 9	1 020	NM101(41) NM109, ISA06, GS02
AAA	3.0	FILE-ID	X(10)	10 - 19	1 010	BGN02
AAA	4.0	TRANS-DATE	9(8)	20 - 27	1 010	BNG03, GS04
AAA	5.0	PROD-TEST-IND	X(4)	28 - 31		ISA15
BBB	1.0	RECORD-ID	X(3)	1 - 3		
BBB	2.0	SEQ-NO	9(7)	4 - 10		3.0
BBB	3.0	PLAN-NO	X(5)	11 - 15	2 235.E	NM109 (85,2,ZY)
						NM109 (PR,2,ZY)
CCC	1.0	RECORD-ID	X(3)	1 - 3		
CCC	2.0	SEQ-NO	9(7)	4 - 10		
CCC	3.0	SEQ-ERROR-CODE	X(3)	11 - 13		
CCC	4.0	PATIENT-CONTROL-NO	X(40)	14 - 53	1 130	CLM01
CCC	5.0	HIC-NO	X(25)	54 - 78	2 095 2 325.B	NM101(QC) NM109
CCC	6.0	HIC-ERROR-CODE	X(3)	79 - 81		
CCC	7.0	PATIENT-DOB	9(8)	82 - 89	2 115	DMG02
CCC	8.0	DOB-ERROR-CODE	X(3)	90 - 92		
CCC	9.0	DIAGNOSIS-CLUSTER (occurs 10 times)		(93 - 412)		
CCC	9.1	PROVIDER-TYPE	X(2)	93 - 94		
CCC	9.2	FROM-DATE	9(8)	95 - 102	2 135.A	DTP01(232) DTP03



ANSI X12 3051A CROSSWALK (continued)

RECORD TYPE	FIELD NO	FIELD NAME	FIELD LENGTH	POSITION	ANSI POSITION NUMBER	ANSI SEGMENT ID
CCC	9.3	THRU-DATE	9(8)	103 - 110	2 135.A	DTP01(233) DTP03
CCC	9.4	DELETE-IND	X(1)	111		
CCC	9.5	DIAGNOSIS-CODE	X(5)	112 - 116	2 225.A	HI01(BJ) HI02(BK) HI03-HI10(BF)
CCC	9.6	DC-FILLER	X(2)	117 - 118		
CCC	9.7	DIAG-CLUSTER-ERROR-1	X(3)	119 - 121		
CCC	9.8	DIAG-CLUSTER-ERROR-2	X(3)	122 - 124		
YYY	1.0	RECORD-ID	X(3)	1 - 3		
YYY	2.0	SEQ-NO	9(7)	4 - 10		
YYY	3.0	PLAN-NO	X(5)	11 - 15	2 325.E	NM101(PR) NM109
YYY	4.0	CCC-RECORD-TOTAL	9(7)	16 - 22		
ZZZ	1.0	RECORD-ID	X(3)	1 - 3		
ZZZ	2.0	SUBMITTER-ID	X(6)	4 - 9	1 020	NM101(41) NM109, ISA06, GS02
ZZZ	3.0	FILE-ID	X(10)	10 - 19	1 010	BGN02
ZZZ	4.0	BBB-RECORD-TOTAL	9(7)	20 - 26		



ANSI UB92v4010

RISK ADJUSTMENT PROCESSING SYSTEM						
ANSI X12 4010A CROSSWALK						
RECORD TYPE	FIELD NO	FIELD NAME	FIELD LENGTH	POSITION	ANSI POSITION NUMBER	ANSI SEGMENT ID
AAA	1.0	RECORD-ID	X(3)	1 - 3		
AAA	2.0	SUBMITTER-ID	X(6)	4 - 9	1000A	NM101(41) NM109, ISA05(28) ISA06
AAA	3.0	FILE-ID	X(10)	10 - 19		BHT03
AAA	4.0	TRANS-DATE	9(8)	20 - 27	HEADER	BHT04
AAA	5.0	PROD-TEST-IND	X(4)	28 - 31	HEADER	ISA15
BBB	1.0	RECORD-ID	X(3)	1 - 3		
BBB	2.0	SEQ-NO	9(7)	4 - 10		
BBB	3.0	PLAN-NO	X(5)	11 - 15	2010BC	NM101(PR) NM109
CCC	1.0	RECORD-ID	X(3)	1 - 3		
CCC	2.0	SEQ-NO	9(7)	4 - 10		
CCC	3.0	SEQ-ERROR-CODE	X(3)	11 - 13		
CCC	4.0	PATIENT-CONTROL-NO	X(40)	14 - 53	2300	CLM01
CCC	5.0	HIC-NO	X(25)	54 - 78	2010CA 2330A	DMG03 NM101(IL) NM109
CCC	6.0	HIC-ERROR-CODE	X(3)	79 - 81		
CCC	7.0	PATIENT-DOB	9(8)	82 - 89	2010CA	DMG02
CCC	8.0	DOB-ERROR-CODE	X(3)	90 - 92		
CCC	9.0	DIAGNOSIS-CLUSTER (occurs 10 times)		(93 - 412)		
CCC	9.1	PROVIDER-TYPE	X(2)	93 - 94		
CCC	9.2	FROM-DATE	9(8)	95 - 102	2300	DTP03 DTP01 = 434,472
CCC	9.3	THRU-DATE	9(8)	103 - 110	2300	DTP03 DTP01 = 434,472
CCC	9.4	DELETE-IND	X(1)	111		
CCC	9.5	DIAGNOSIS-CODE	X(5)	112 - 116	2300	HI01.02(BK) HI08.02(BF)
CCC	9.6	DC-FILLER	X(2)	117 - 118		
CCC	9.7	DIAG-CLUSTER-ERROR-1	X(3)	119 - 121		
CCC	9.8	DIAG-CLUSTER-ERROR-2	X(3)	122 - 124		



ANSI X12 4010A CROSSWALK (continued)

RECORD TYPE	FIELD NO	FIELD NAME	FIELD LENGTH	POSITION	ANSI POSITION NUMBER	ANSI SEGMENT ID
YYY	1.0	RECORD-ID	X(3)	1 - 3		
YYY	2.0	SEQ-NO	9(7)	4 - 10		
YYY	3.0	PLAN-NO	X(5)	11 - 15	2010BC	NM101(PR) NM109
YYY	4.0	CCC-RECORD-TOTAL	9(7)	16 - 22		
ZZZ	1.0	RECORD-ID	X(3)	1 - 3		
ZZZ	2.0	SUBMITTER-ID	X(6)	4 - 9	1000A	NM101(41) NM109, ISA05(28) ISA06
ZZZ	3.0	FILE-ID	X(10)	10 - 19		BHT03
ZZZ	4.0	BBB-RECORD-TOTAL	9(7)	20 - 26		





**2006 Risk Adjustment Data Basic Training  
For Medicare Advantage Organizations**

**RESOURCE GUIDE**

**RAPS-NSF-030402**

<b>FRONT END RISK ADJUSTMENT SYSTEM</b>									
<b>NSF FORMAT TO RISK ADJUSTMENT FILE FORMAT</b>									
<b>RECORD TYPE</b>	<b>FIELD NO</b>	<b>FIELD NAME</b>	<b>FIELD LENGTH</b>	<b>POSITION</b>	<b>RECORD TYPE</b>	<b>FIELD NO</b>	<b>FIELD NAME</b>	<b>FIELD LENGTH</b>	<b>POSITION</b>
AAA	1.0	RECORD-ID	X(3)	1 - 3	AA0	1.0	RECORD-ID	X(3)	1 - 3
AAA	2.0	SUBMITTER-ID	X(6)	4 - 9	AA0	2.0	SUBMITTER-ID (SHnnnn)	X(16)	4 - 19
AAA	3.0	FILE-ID	X(10)	10 - 19	AA0	5.0	SUBMISSION-NUMBER	9(6)	35 - 40
AAA	4.0	TRANS-DATE	9(8)	20 - 27					
AAA	5.0	PROD-TEST-IND	X(4)	28 - 31	AA0	21.0	TEST/PRODUCTION INDICATOR	X(4)	254 - 257
BBB	1.0	RECORD-ID	X(3)	1 - 3	BA0	1.0	RECORD-ID	X(3)	1 - 3
BBB	2.0	SEQ-NO	9(7)	4 - 10					
BBB	3.0	PLAN-NO	X(5)	11 - 15	BA0	9.0	PLAN NUMBER	X(15)	48 - 62
CCC	1.0	RECORD-ID	X(3)	1 - 3	CA0	1.0	RECORD-ID	X(3)	1 - 3
CCC	2.0	SEQ-NO	9(7)	4 - 10					
CCC	3.0	SEQ-ERROR-CODE	X(3)	11 - 13					
CCC	4.0	PATIENT-CONTROL-NO	X(40)	14 - 53	CA0	3.0	PATIENT CONTROL NUMBER	X(17)	6 - 22
CCC	5.0	HIC-NO	X(25)	54 - 78	DA0	18.0	MEDICARE NUMBER (HICN)	X(25)	157 - 181
CCC	6.0	HIC-ERROR-CODE	X(3)	79 - 81					
CCC	7.0	PATIENT-DOB	9(8)	82 - 89	CA0	8.0	PATIENT DATE OF BIRTH	X(8)	59 - 66
CCC	8.0	DOB-ERROR-CODE	X(3)	90 - 92					
CCC	9.0	DIAGNOSIS-CLUSTER (occurs 10 times)		(93 - 412)					
CCC	9.1	PROVIDER-TYPE	X(2)	93 - 94					
CCC	9.2	FROM-DATE	9(8)	95 - 102	FA0	5.0	SERVICE FROM DATE	9(8)	40 - 47
CCC	9.3	THRU-DATE	9(8)	103 - 110	FA0	6.0	SERVICE TO DATE	9(8)	48 - 55
CCC	9.4	DELETE-IND	X(1)	111					
CCC	9.5	DIAGNOSIS-CODE	X(5)	112 - 116	EA0	32.0-35.0	DIAGNOSIS CODE 1 THRU 4	X(5)	179 - 198
CCC	9.6	DC-FILLER	X(2)	117 - 118					
CCC	9.7	DIAG-CLUSTER-ERROR-1	X(3)	119 - 121					
CCC	9.8	DIAG-CLUSTER-ERROR-2	X(3)	122 - 124					
YYY	1.0	RECORD-ID	X(3)	1 - 3	YA0	1.0	RECORD-ID	X(3)	1 - 3
YYY	2.0	SEQ-NO	9(7)	4 - 10					
YYY	3.0	PLAN-NO	X(5)	11 - 15	BA0	9.0	PLAN NUMBER (Hnnnn)	X(15)	48 - 62
YYY	4.0	CCC-RECORD-TOTAL	9(7)	16 - 22	YA0	10.0	BATCH CLAIM COUNT	9(7)	61 - 67
ZZZ	1.0	RECORD-ID	X(3)	1 - 3	ZA0	1.0	RECORD-ID	X(3)	1 - 3
ZZZ	2.0	SUBMITTER-ID	X(6)	4 - 9	ZA0	2.0	SUBMITTER ID (SHnnnn)	X(16)	4 - 19
ZZZ	3.0	FILE-ID	X(10)	10 - 19	AA0	5.0	SUBMISSION-NUMBER	9(6)	35 - 40
ZZZ	4.0	BBB-RECORD-TOTAL	9(7)	17 - 23	ZA0	8.0	BATCH COUNT	9(4)	66 - 69



**2006 Risk Adjustment Data Basic Training  
For Medicare Advantage Organizations**

**RESOURCE GUIDE**

**RAPS-UBF-030402**

<b>FRONT END RISK ADJUSTMENT SYSTEM</b>									
<b>UB-92 FORMAT TO RISK ADJUSTMENT FILE FORMAT</b>									
<b>RECORD TYPE</b>	<b>FIELD NO</b>	<b>FIELD NAME</b>	<b>FIELD LENGTH</b>	<b>POSITION</b>	<b>RECORD TYPE</b>	<b>FIELD NO</b>	<b>FIELD NAME</b>	<b>FIELD LENGTH</b>	<b>POSITION</b>
AAA	1.0	RECORD-ID	X(3)	1 - 3					
AAA	2.0	SUBMITTER-ID	X(6)	4 - 9	01	2.0	SUBMITTER ID (SHnnnn)	X(10)	3 - 10
AAA	3.0	FILE-ID	X(10)	10 - 19	01	17.2	FILE SEQUENCE NUMBER	X(6)	137 - 142
AAA	4.0	TRANS-DATE	9(8)	20 - 27	01	20.0	PROCESSING DATE	9(8)	155 - 162
AAA	5.0	PROD-TEST-IND	X(4)	28 - 31	01	18.0	TEST/PROD INDICATOR	X(4)	143 - 146
BBB	1.0	RECORD-ID	X(3)	1 - 3					
BBB	2.0	SEQ-NO	9(7)	4 - 10	10	3.0	BATCH NUMBER	X(2)	6 - 7
BBB	3.0	PLAN-NO	X(5)	11 - 15	31	15.0	CONTRACTOR NUMBER	X(5)	178 - 182
CCC	1.0	RECORD-ID	X(3)	1 - 3					
CCC	2.0	SEQ-NO	9(7)	4 - 10					
CCC	3.0	SEQ-ERROR-CODE	X(3)	11 - 13					
CCC	4.0	PATIENT-CONTROL-NO	X(40)	14 - 53	20	3.0	PATIENT CONTROL NUMBER	X(20)	5 - 25
CCC	5.0	HIC-NO	X(25)	54 - 78	30	7.0	HICN	X(19)	35 - 53
CCC	6.0	HIC-ERROR-CODE	X(3)	79 - 81					
CCC	7.0	PATIENT-DOB	9(8)	82 - 89	20	8.0	PATIENT DATE OF BIRTH	X(8)	56 - 63
CCC	8.0	DOB-ERROR-CODE	X(3)	90 - 92					
CCC	9.0	DIAGNOSIS-CLUSTER (occurs 10 times)		(93 - 412)					
CCC	9.1	PROVIDER-TYPE	X(2)	93 - 94	40	4	TYPE OF BILL		
CCC	9.2	FROM-DATE	9(8)	95 - 102	20	19.0	STATEMENT COVERS PERIOD FROM	9(8)	133 - 140
CCC	9.3	THRU-DATE	9(8)	103 - 110	20	20.0	STATEMENT COVERS PERIOD TO	9(8)	141 - 148
CCC	9.4	DELETE-IND	X(1)	111					
CCC	9.5	DIAGNOSIS-CODE	X(5)	112 - 116	70	4.0 - 12.0	PRINCIPLE/OTHER DIAGNOSIS CODES	X(6) EACH	25 - 78
CCC	9.6	DC-FILLER	X(2)	117 - 118					
CCC	9.7	DIAG-CLUSTER-ERROR-1	X(3)	119 - 121					
CCC	9.8	DIAG-CLUSTER-ERROR-2	X(3)	122 - 124					
YYY	1.0	RECORD-ID	X(3)	1 - 3					
YYY	2.0	SEQ-NO	9(7)	4 - 10					
YYY	3.0	PLAN-NO	X(5)	11 - 15	31	15.0	CONTRACTOR NUMBER	X(5)	178 - 182
YYY	4.0	CCC-RECORD-TOTAL	9(7)	16 - 22	95	6.0	NUMBER OF CLAIMS	9(6)	25 - 30
ZZZ	1.0	RECORD-ID	X(3)	1 - 3					
ZZZ	2.0	SUBMITTER-ID	X(6)	4 - 9	99	2.0	SUBMITTER ID (SHnnnn)	X(10)	3 - 12
ZZZ	3.0	FILE-ID	X(10)	10 - 19	01	17.2	BATCH #	X(6)	137 - 142
ZZZ	4.0	BBB-RECORD-TOTAL	9(7)	20 - 26	99	5.0	NUMBER OF BATCHES BILLED THIS FILE	9(4)	22 - 25



## **CMS OPERATIONS SPECIFICATIONS**



## APPLICATION FOR ACCESS



## **CMS OPERATIONS SPECIFICATIONS**



# Risk Adjustment 2004 Operations Specification

December 3, 2003

# Change History

Date	Changed by	Description
17 Jun 2003	Wendy Couch	Initial Version
20 Aug 2003	Wendy Couch	Changes from 14 Jul 2003 meeting
28 Aug 2003	Wendy Couch	Revised process flow and impact to the text; enhanced front summary
29 Aug 2003	Wendy Couch	Minor changes suggested in RA Ops Spec Meeting
2 Sep 2003	Wendy Couch	Revised Process flow and reorganize paragraph 4
8 Sep 2003	Wendy Couch	Incorporated C. Tudor's comments from previous meeting
12 Sep 2003	Wendy Couch	Incorporated J. Grant's comments
15 Sep 2003	Wendy Couch	Revised Process flow and reorganize paragraph 4
03 Oct 2003	Group	Incorporate answers to questions
31 Oct 2003	Jeff & Wendy	Incorporate Jeff's comments
14 Nov 2003	Jeff & Wendy	Incorporate Comments from various parties - mostly clarifications and removing duplicate information.
01 Dec 2003	Group	Baseline Document
03 Dec 2003	Jeff & Wendy	For transplant payments to beneficiaries changing to an ESRD Demonstration, change the percentage portion from ½ to 1/3.

# Table of Contents

<b>1</b>	<b>Introduction.....</b>	<b>5</b>
<b>2</b>	<b>RA Payment Types .....</b>	<b>6</b>
<b>3</b>	<b>RAF Timing.....</b>	<b>8</b>
<b>4</b>	<b>PAYMENT RULES .....</b>	<b>9</b>
4.1	<i>Payment Rules for All Payments.....</i>	10
4.1.1	Lag/Non-Lag.....	10
4.1.2	Changes in Plan Enrollment during the Payment Year .....	10
4.1.3	Changes in Contract during the Payment Year.....	10
4.2	<i>Overview of Choosing the RA Payment Type .....</i>	11
4.3	<i>Details for Each Payment Type .....</i>	16
4.3.1	Hospice .....	16
4.3.2	New Enrollee Payment .....	17
4.3.3	New Enrollee Plus Frailty Payment.....	19
4.3.4	Default for New Enrollee Payment.....	21
4.3.5	Default for New Enrollee Plus Frailty Payment .....	22
4.3.6	Community Payment .....	24
4.3.7	Community Plus Frailty Payment.....	26
4.3.8	Institutional (Mixed) Payment .....	28
4.3.9	Demographic ESRD.....	29
4.3.10	PACE/WPP ESRD Demographic .....	30
4.3.11	New Enrollee Dialysis Payment .....	31
4.3.12	Default for New Enrollee- Dialysis Payment .....	32
4.3.13	Dialysis Payment .....	33
4.3.14	Transplant Payment .....	34
4.3.15	Default for New Enrollee - Transplant Payment .....	36
4.3.16	New Enrollee Post-Transplant Payment .....	37
4.3.17	Default for New Enrollee- Post-Transplant Payment .....	38
4.3.18	Community Post-Transplant Payment .....	39
4.3.19	Institutional Post-Transplant.....	41
<b>5</b>	<b>Sources.....</b>	<b>42</b>
5.1	<i>CMS HCC Model.....</i>	43
5.2	<i>ESRD Model.....</i>	43
5.3	<i>Risk Adjustment Family of Ratebooks.....</i>	43
5.3.1	Risk Adjustment Ratebook .....	44
5.3.2	Phase I Demonstration Risk Ratebook .....	44
5.3.3	Phase II Demonstration Risk Ratebook .....	44



5.4	<i>ESRD Risk Ratebook</i> .....	44
5.5	<i>New Enrollee Base Default Table</i> .....	44
5.6	<i>New Enrollee ESRD Default Table</i> .....	45
5.7	<i>Fu File / RAS File to GHP/MMCS</i> .....	45
5.8	<i>Section Reserved</i> .....	45
5.9	<i>2004 Contract Level Payment File</i> .....	46
5.9.1	Record Type F - Frailty Factor .....	46
5.9.2	Record Type G - Non-Community MCO Indicator.....	46
5.9.3	Record Type H - Non 70/30 Blend MCOs .....	47
5.9.4	MCOs Using the Lag Factor .....	47
<b>6</b>	<b>Rules for Storing RAFs</b> .....	<b>48</b>
6.1	<i>Initial Run</i> .....	48
6.2	<i>Mid-Year Run</i> .....	48
6.3	<i>Final Reconciliation Run</i> .....	48
<b>7</b>	<b>Reports</b> .....	<b>48</b>
	<b>Appendix A - Glossary</b> .....	<b>49</b>
	<b>Appendix B - Fu File Format</b> .....	<b>50</b>
	<b>Appendix C - Translation Between Business Rules and System Developer Criteria</b>	<b>53</b>

## Table of Tables

Table 1.	RA Payment RAFs and Sources .....	7
Table 2.	RAFs Produced by HCC and ESRD Models.....	13
Table 3.	RAS RAFs for Each Beneficiary Type.....	14
Table 4.	Ratebooks and RAFs .....	15
Table 5.	Anticipated Blends.....	16
Table 6.	Schedule For Receipt of Software, Tables and Ratebooks.....	42

## Table of Figures

Figure 1.	RA Decision Diagram .....	12
-----------	---------------------------	----

# Risk Adjustment 2004 Operational Specification

## 1 Introduction

The purpose of this document is to coordinate the Risk Adjustment Factor (RAF) information between the following parties: CBC, DMCS- MMCS (and their contractor CSC), DMCS-RAS (and their contractor IBM), and GHP.

This document is in an interim state. The intent of the document is to capture information as it unfolds.

This document will be maintained by DMCS. Contact either Wendy Couch (410-786-6933) or Laquia Marks (410-786-312) to request changes. There is a log with a synopsis of the changes for each release on the second page of the document.

The distribution of this document is:

### DMCS

Wendy Couch  
Robin Geronimo  
Laquia Marks  
George Manaras  
Mary Sincavage  
Priscilla Waldman

### CBC

Jane Andrews  
Sean Creighton  
Jeff Grant  
Ed Howard  
Janice Keys  
Marla Kilbourne  
Kim Miegel  
Cynthia Tudor

### OTHER CMS

Mel Ingber, ORDI  
Matthew Leipold, OCSQ  
Roger Milam, OCSQ  
Sol Mussey, OACT

### OTHER NON CMS

Dave Freund, Fu  
Terry Gallagher, IBM  
Phyllis Kay, CSC

Please note that MMCS and GHP are used interchangeably in this document, unless stated otherwise.

This document is divided into 5 parts, as follows:

Paragraph 1, Introduction: This section introduces the purpose of the document, document maintenance, and the flow of the content within the document.

Paragraph 2, RA Payment Types: This section is a brief introduction to the different types of payments and RAFs.

Paragraph 3, RAFTiming: This section captures the timing issues associated with the creation of RAFs. It does not define when the RAF is used, that is defined in paragraph 4.

Paragraph 4, Payment Rules: This section captures both (1) the decisions on how to choose a RAF for payment and (2) the formula for calculating the Risk Adjusted Payment.

Paragraph 5, Sources: This section describes the sources for the data that GHP and MMCS will use to calculate the Risk Adjusted payment.

## 2 RA Payment Types

The GHP and MMCS payment systems will calculate the following types of payments:

- Hospice
- New Enrollee
- New Enrollee + Frailty
- Default for New Enrollee
- Default for New Enrollee+Frailty
- Community
- Community + Frailty
- Institutional
- Demographic ESRD
- PACE Demographic ESRD
- New Enrollee Dialysis
- Default for New Enrollee-Dialysis
- Dialysis
- Transplant
- Default for New Enrollee-Transplant
- New Enrollee Post-Transplant
- Default for New Enrollee-Post-Transplant
- Community Post-Transplant
- Institutional Post- Transplant

Please note that Working Aged (MSP and MSP for ESRD) will be implemented in 2004. However, they are not addressed in this document. These payments are based upon multipliers that will be applied at the Contract level. This will happen within APPS and not within either MMCS or GHP.

In general, in order to calculate the above payments, GHP and MMCS use corresponding Risk Adjustment Factors (RAF) as shown in Table 1 below:

**Table 1. RA Payment RAFs and Sources**

<b>Payment Type</b>	<b>Corresponding RAF</b>	<b>Model/Tool</b>	<b>System Housing Model/Tool</b>
Hospice	Non-Risk Adjusted Payment	Not applicable	Not applicable
New Enrollee	New Enrollee Factor	CMS-HCC	RAS
New Enrollee Plus Frailty	New Enrollee + Frailty Factor	CMS-HCC CBC Provided Table	RAS GHP/MMCS
Default for New Enrollee	Default for New Enrollee Factor	New Enrollee Base Default Table	GHP/MMCS
Default for New Enrollee Plus Frailty	Default for New Enrollee Factor + Frailty Factor	New Enrollee Base Default Table + 2004 Contract Level Payment File (Record Type F - Frailty Factor)	GHP/MMCS GHP/MMCS
Community	Community Factor	CMS-HCC	RAS
Community Plus Frailty	Community + Frailty Factor	CMS-HCC 2004 Contract Level Payment File (Record Type F - Frailty Factor)	RAS GHP/MMCS
Institutional	Institutional Factor	CMS-HCC	RAS
Demographic ESRD	Non-Risk Adjusted Payment	Not applicable	Not applicable
PACE/WPP Demographic ESRD	Non-Risk Adjusted Payment	Not applicable	Not applicable
New Enrollee Dialysis	New Enrollee Dialysis Factor	ESRD	RAS
Default for New Enrollee-Dialysis	Default for New Enrollee-Dialysis Factor	New Enrollee ESRD Default Table	GHP/MMCS
Dialysis	Dialysis Factor	ESRD	RAS

<b>Payment Type</b>	<b>Corresponding RAF</b>	<b>Model/Tool</b>	<b>System Housing Model/Tool</b>
Transplant	Transplant Factor	ESRD	RAS
Default for New Enrollee-Transplant	Default for New Enrollee-Transplant Factor	New Enrollee ESRD Default Table	GHP/MMCS
New Enrollee Post-Transplant	New Enrollee Post-Transplant Factor	ESRD	RAS
Default for New Enrollee-Post-Transplant	Default for New Enrollee-Post-Transplant Factor	New Enrollee Base Default Table	GHP/MMCS
Community Post-Transplant	Community Post-Transplant Factor	ESRD	RAS
Institutional Post-Transplant	Institutional Post-Transplant Factor	ESRD	RAS

### 3 RAF Timing

The detailed schedule for implementing the new systems and decommissioning the legacy systems will be addressed in a separate MSProject source.

The purpose of this section is to define a typical cyclical basis upon which RAS will run RAFs. The following two charts represent payment years 2004 and 2005:

#### **CMS-HCC Model Runs, Regular Cycle, For Payment Year 2004**

<b>Name of Run</b>	<b>Data Collection Period</b>	<b>Data Submission Deadline</b>	<b>RAF Transmitted to MMCS</b>	<b>Payment Made from RAF</b>
Initial RAF Calculation	07/01/02 - 06/30/03	09/30/03	11/15/03	2004 Payments made between: 1/1/04-6/30/04
2004 Mid-Year Calculation *	01/01/03 - 12/31/03	03/31/04	5/15/04	7/1/04-12/31/04
2004 Final Reconciliation	01/01/04 - 12/31/04	05/31/05	07/15/05	9/1/05

\* In the Mid-year calculation, RAS will compute a non-lag RAF for all beneficiaries. However, those plans designated as Lag plans will not be paid using this recalculated beneficiary RAF, but, rather using the initial RAF calculation. This is only applicable to the Mid-Year calculation.

### CMS-HCC Model Runs, Regular Cycle, For Payment Year 2005

Name of Run	Data Collection Period	Data Submission Deadline	RAF Transmitted to MMCS	Payment Made from RAF
Initial RAF Calculation	07/01/03 - 06/30/04	09/30/04	11/15/04	2005 Payments made between: 1/1/05-6/30/05
2005 Mid-Year Calculation	01/01/04 - 12/31/04	03/31/05	5//15/05	7/1/05-12/31/05
2005 Final Reconciliation	01/01/05 - 12/31/05	05/31/06	07/15/06	9/1/06

The Risk Adjustment System (RAS) will produce RAFs based on running a cohort of data (beneficiaries) through "models." For 2004 there will be 2 models: the CMS HCC model defined in this section of the document and the ESRD model defined in section 5.2.

RAS will process more than one run of the model(s) within a payment year, and it is anticipated that there will be different cohorts for each run within the 2004 payment year, as follows:

- For the initial run, Fu will process all 40M beneficiaries through the CMS HCC model. Fu will also process all ESRD beneficiaries through the ESRD model.
- For the mid-year calculation, RAS will run all beneficiaries that are enrolled in M+C on or after January 1, 2004, through the CMS HCC model. RAS will also run all ESRD beneficiaries through the ESRD model.
- For the 2004 final reconciliation, RAS will run all 40M beneficiaries through the CMS HCC model. RAS will also run every beneficiary that was ESRD between January 1 and December 31, 2004, through the ESRD model.

The Final Reconciliation RAF file will be received in July of the following year (July 2005 for 2004 payment year). The final set of RAFs causes recalculation of all beneficiary payments for the entire 2004 payment year. (January 2004 – December 2004). This final RAF is the basis for all adjustments for the 2004 payment year. The cohort for the 2004 Final Reconciliation (which is run in 2005) will include all beneficiaries who were alive on 1/1/04.

The ESRD Demonstrations are expected to go live in April 2004.

## 4 PAYMENT RULES

The purpose of this section is to define the following for each type of payment:

- The rules for determining which RAF to use for payment,

- The beneficiary level payment calculations, and
- Identify the source of the data/factors for GHP/MMCS. (NOTE: Section 5 will provide a more in-depth description of each source including who will provide them).

## **4.1 Payment Rules for All Payments**

The following general rules apply to all beneficiary level payment calculations, regardless of RAF:

### **4.1.1 Lag/Non-Lag**

Lag/Non-Lag: This rule only applies to selecting the factor created in the Mid-year RAF calculation. MMCS and GHP will know if all beneficiaries are lag or Non-lag based upon the MCO contract they are in, as defined in the 2004 Contract Level Payment File (see Section 5.9.). Record type I in the 2004 Contract Level Payment File will list MCOs that have opted to use the lag factor (versus the non-lag factor).

- All beneficiaries enrolled in MCOs listed in the 2004 Contract Level Payment File will have their payment based upon the lag factor through the payment year. In March of the following year, MMCS will adjust 2004 payments retroactively to reflect the difference between the lagged and non-lagged factor.
- All beneficiaries in MCOs which are not listed in the 2004 Contract Level Payment File (see Section 5.9.2) will have their payment based upon the non-lag factor. For the non-lagged contracts, an adjustment to the beneficiary payments for the year will be calculated from January to the current payment month in which the file is processed. This is not calculated for the lag contracts.

### **4.1.2 Changes in Plan Enrollment during the Payment Year**

If a beneficiary changes in plan enrollment during a payment year, use the appropriate factor/payment methodology for the new plan effective the month of the enrollment change.

### **4.1.3 Changes in Contract during the Payment Year**

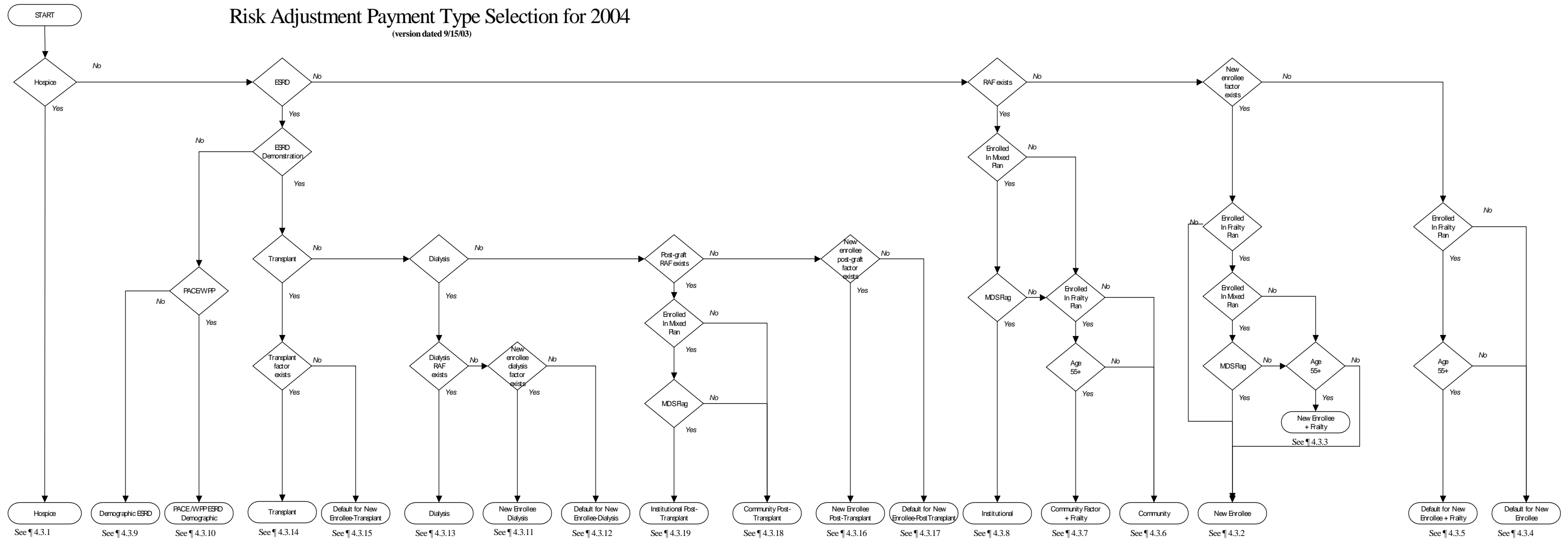
For 2004, a contract should not change from a Community organization to an Institutional (Mixed) organization within the contract year or vice-versa. However, the system should be flexible enough to handle the "odd exception."

## **4.2 Overview of Choosing the RA Payment Type**

The decision tree in Figure 1 is a graphical representation of the logic behind choosing the RA payment calculation to be applied to each beneficiary:



Figure 1. RA Decision Diagram



Use the logic in the chart in Figure 1 (above) to find the appropriate RAF driving the payment formula. These formulas, by RAF, are explained in paragraph 4.3.

GHP/MMCS will determine the appropriate RAFs for beneficiaries within a Demonstration by using the logic in the chart in Figure 1. At the time of discussion, this includes the following Demonstrations: PACE, WPP, Massachusetts Dual Eligible Demonstration, MnDHO and MnSHO.

The Risk Adjustment System (RAS) will produce RAFs based on running a cohort of beneficiaries through "models."

As shown in Table 2 (below), the RAS system will produce the following RAFs as a result of running a cohort of beneficiaries through either the CMS HCC Model or the ESRD model:

**Table 2. RAFs Produced by HCC and ESRD Models**

RAF	HCC Model	ESRD Model
New Enrollee Factor	X	
Community Factor	X	
Institutional Factor	X	
New Enrollee Dialysis Factor		X
Dialysis Factor		X
Transplant		X
New Enrollee Post-Transplant Factor		X
Community Post-Transplant Factor		X
Institutional Post-Transplant Factor		X

As a result of running beneficiaries through the CMS HCC model and the ESRD model, RAS will have the following types of RAFs for each beneficiary type:

**Table 3. RAS RAFs for Each Beneficiary Type**

RAF	All Beneficiaries		ESRD Beneficiaries		
	Existing Beneficiary	New Enrollee	Existing Beneficiary	New Enrollee	
New Enrollee Factor		X		X	Products of CMS HCC Model
Community Factor	X		X		
Institutional Factor	X		X		
New Enrollee Dialysis Factor				X	Products of ESRD Model
Dialysis Factor			X		
Transplant			X	X	
New Enrollee Post-Transplant Factor				X	
Community Post-Transplant Factor			X		
Institutional Post-Transplant Factor			X		

In general, the payment calculations described in paragraph 4.3 multiply the RAF by a Ratebook. Table 4 (below) provides a high level view of the ratebooks applied to each RAF in the payment calculation.

**Table 4. Ratebooks and RAFs**

<b>RAF</b>	<b>Ratebook</b>
Hospice	Not Applicable
New Enrollee Factor	Risk Adjustment Family of Ratebooks
New Enrollee + Frailty Factor	Risk Adjustment Ratebook
Default for New Enrollee	Risk Adjustment Family of Ratebooks
Default for New Enrollee + Frailty Factor	Risk Adjustment Ratebook
Community Factor	Risk Adjustment Family of Ratebooks
Community Factor + Frailty Factor	Risk Adjustment Ratebook
Institutional Factor	Risk Adjustment Family of Ratebooks
Demographic ESRD	State ESRD Demographic Ratebook
PACE/WPP ESRD*	State ESRD Demographic Ratebook
New Enrollee Dialysis Factor	ESRD Risk Ratebook
Default for New Enrollee-Dialysis	ESRD Risk Ratebook
Dialysis Factor	ESRD Risk Ratebook
Transplant Factor	ESRD Risk Ratebook
Default for New Enrollee-Transplant	ESRD Risk Ratebook
New Enrollee Post-Transplant Factor	Risk Adjustment Ratebook
Default for New Enrollee-Post-Transplant	Risk Adjustment Ratebook
Community Post-Transplant Factor	Risk Adjustment Ratebook
Institutional Post-Transplant Factor	Risk Adjustment Ratebook

*NOTE: The Risk Adjustment Family of Ratebooks is defined in paragraph 5.3.*

In general, the payment calculations to MCOs are blended using Demographic payments and Risk Adjusted payments. Table 5 (below) provides a high level summary of the types of Contracts and their blends for 2004.

**Table 5. Anticipated Blends**

<b>Payment</b>	<b>Demographic %/Risk Adjusted Payment %</b>
M+CO	70% /30%
PACE	90%/10%
EVERCARE	70%/30%
PHASE I DEMONSTRATIONS	70% /30%
PHASE II DEMONSTRATIONS	70% /30%
MASS DUAL ELIBIBLE DEMONSTRATION	90% /10%
CDM DEMONSTRATION	0%/100%
ESRD DEMONSTRATION (new)	0%/100%
ESRD DEMONSTRATION (old)	100%/0%
MNSHO	90%/10%
WPP	90%/10%
SHMO	90%/10%
MNDHO	90%/10%

If there is a conflict between Table 5 and the blend provided in the 2004 Contract Level Payment File (Section 5.9.3), the 2004 Contract Level Payment File will prevail.

The detailed views of the payment calculations by RAF are as follows:

### **4.3 Details for Each Payment Type**

#### **4.3.1 Hospice**

A hospice payment is made for beneficiaries who have a current hospice election on file. The following chart follows the decision diagram in Figure 1, and lays out the rules for choosing this payment type. If all the criteria for any of the scenarios are true, then the payment calculation should not be risk adjusted for the beneficiary.

***This payment should be made when the following rule is met.***

**The beneficiary is in hospice.**

*Appendix C provides a key between the rules above and the specific criteria to be applied by the system developers.*

If this payment type is chosen, then MMCS and GHP will not apply any risk adjustment factor or blend to determine the beneficiary's payment.

### 4.3.2 New Enrollee Payment

A New Enrollee payment is made when a beneficiary has less than 12 months of Part B data and does not fall into a special category (e.g., ESRD or Institutional).

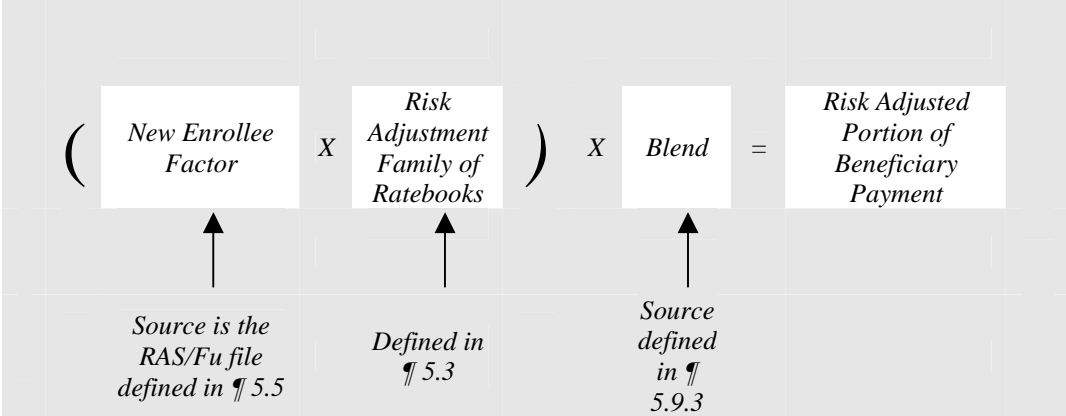
The following chart follows the decision diagram in Figure 1, and lays out the rules for choosing this payment type. If all the criteria are true for any one of the scenarios, then the payment calculation should be for a New Enrollee Factor payment.

*For 2004, either ...*

<i>Scenario A ...</i>	<i>Or</i>	<i>Scenario B ...</i>	<i>Or</i>	<i>Scenario C ...</i>
<ul style="list-style-type: none"> <li>a) The beneficiary is not in hospice, &amp;</li> <li>b) The beneficiary is not in ESRD, &amp;</li> <li>c) There is not a Community or Institutional RAF for the beneficiary on the Fu/RAS File, &amp;</li> <li>d) There is a New Enrollee Factor for the beneficiary on the Fu/RAS File, &amp;</li> <li>e) The beneficiary is not enrolled in a Frailty Plan.</li> </ul>		<ul style="list-style-type: none"> <li>a) The beneficiary is not in hospice, &amp;</li> <li>b) The beneficiary is not in ESRD, &amp;</li> <li>c) There is not a Community or Institutional RAF for the beneficiary on the Fu/RAS File, &amp;</li> <li>d) There is a New Enrollee Factor for the beneficiary on the Fu/RAS File, &amp;</li> <li>e) The beneficiary is enrolled in a Frailty Plan, &amp;</li> <li>f) The beneficiary is enrolled in an Institutional (Mixed) Plan, &amp;</li> <li>g) The beneficiary has an MDS flag.</li> </ul>		<ul style="list-style-type: none"> <li>a) The beneficiary is not in hospice, &amp;</li> <li>b) The beneficiary is not in ESRD, &amp;</li> <li>c) There is not a Community or Institutional RAF for the beneficiary on the Fu/RAS File, &amp;</li> <li>d) There is a New Enrollee Factor for the beneficiary on the Fu/RAS File, &amp;</li> <li>e) The beneficiary is enrolled in a Frailty Plan, &amp;</li> <li>f) The beneficiary is not enrolled in an Institutional (Mixed) Plan, &amp;</li> <li>g) The beneficiary is under age 55.</li> </ul>

*Appendix C provides a key between the rules above and the specific criteria to be applied by the system developers.*

If this payment type is chosen, then MMCS and GHP will calculate the risk-adjusted portion of the beneficiary's payment using the following formula:



### 4.3.3 New Enrollee Plus Frailty Payment

A New Enrollee Plus Frailty Factor payment is made when the beneficiary has less than one year of Part B data and they are enrolled in a Frailty Plan.

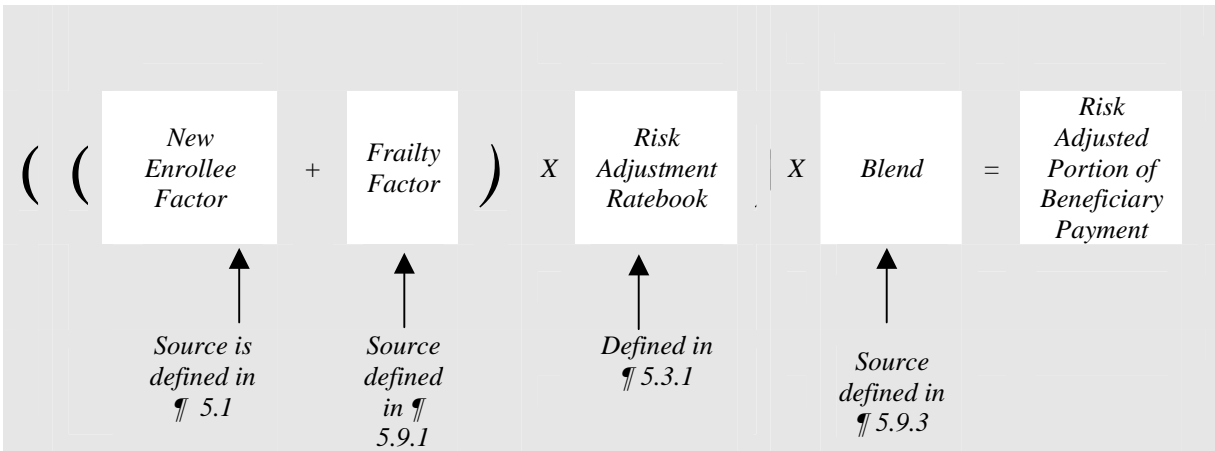
The chart below follows the decision diagram in Figure 1, and lays out the rules for choosing this payment type. If all the criteria are true, then a New Enrollee Plus Frailty payment should be calculated for the beneficiary.

<i>Scenario A ...</i>	<i>Or</i>	<i>Scenario B ...</i>
a) The beneficiary is not in hospice, & b) The beneficiary is not in ESRD, & c) There is not a Community or Institutional RAF for the beneficiary on the Fu/RAS File, & d) There is a New Enrollee Factor for the beneficiary on the Fu/RAS File, & e) The beneficiary is enrolled in a frailty plan, & f) The beneficiary is not enrolled in a Institutional (Mixed) Plan g) The beneficiary is age 55 or over		a) The beneficiary is not in hospice, & b) The beneficiary is not in ESRD, & c) There is not a Community or Institutional RAF for the beneficiary on the Fu/RAS File, & d) There is a New Enrollee Factor for the beneficiary on the Fu/RAS File, & e) The beneficiary is enrolled in a frailty plan, & f) The beneficiary is enrolled in a Institutional (Mixed) Plan g) The beneficiary does not have an MDS flag h) The beneficiary is age 55 or over

*Appendix C provides a key between the rules above and the specific criteria to be applied by the system developers.*

If this payment type is chosen, then MMCS and GHP will calculate the risk-adjusted portion of the beneficiary's payment using the following formula:





### 4.3.4 Default for New Enrollee Payment

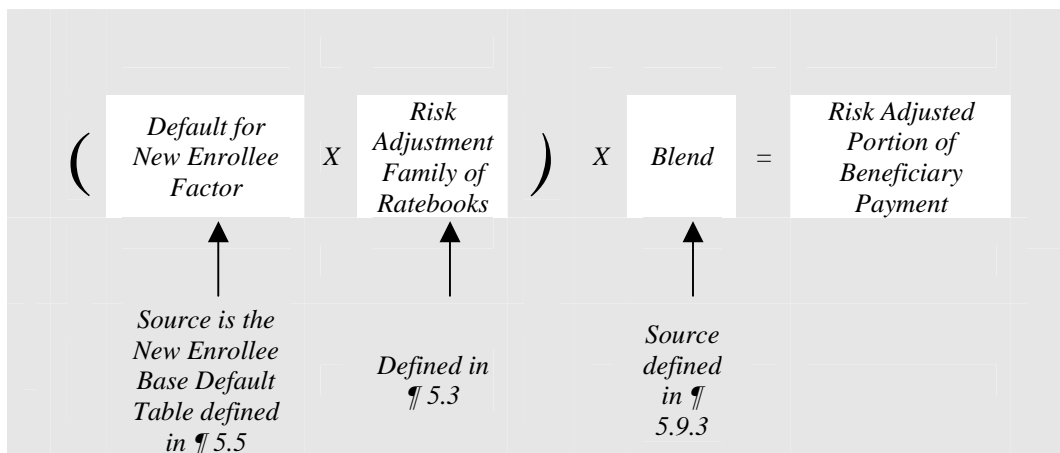
A Default for New Enrollee payment is made when no RAF is available for a beneficiary and the beneficiary does not fall into any other special category (e.g., Frailty or ESRD).

The following chart follows the decision diagram in Figure 1, and lays out the rules for choosing this payment type. If all the criteria are true for any one of the scenarios, then the payment calculation should be for a Default for New Enrollee.

For 2004, either ...

<i>Scenario A ...</i>	<i>Or</i>	<i>Scenario B ...</i>
<ul style="list-style-type: none"> <li>a) The beneficiary is not in hospice, &amp;</li> <li>b) The beneficiary is not in ESRD, &amp;</li> <li>c) There is not a Community or Institutional RAF for the beneficiary on the Fu/RAS File, &amp;</li> <li>d) There is not a New Enrollee Factor for the beneficiary on the Fu/RAS File, &amp;</li> <li>e) The beneficiary is not enrolled in a Frailty Plan.</li> </ul>		<ul style="list-style-type: none"> <li>a) The beneficiary is not in hospice, &amp;</li> <li>b) The beneficiary is not in ESRD, &amp;</li> <li>c) There is not a Community or Institutional RAF for the beneficiary on the Fu/RAS File, &amp;</li> <li>d) There is not a New Enrollee Factor for the beneficiary on the Fu/RAS File, &amp;</li> <li>e) The beneficiary is enrolled in a Frailty Plan, &amp;</li> <li>f) The beneficiary is under age 55.</li> </ul>
<i>Appendix C provides a key between the rules above and the specific criteria to be applied by the system developers.</i>		

If this payment type is chosen, then MMCS and GHP will calculate the risk-adjusted portion of the beneficiary's payment using the following formula:



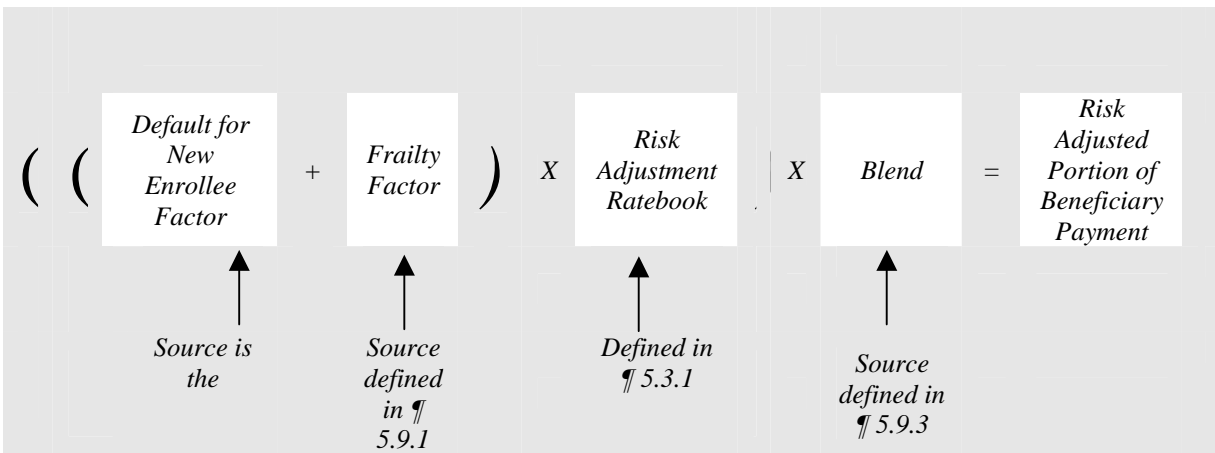
### 4.3.5 Default for New Enrollee Plus Frailty Payment

A Default for New Enrollee Plus Frailty Factor payment is made when no RAF is available for a beneficiary and the beneficiary is in a Frailty Plan.

The chart below follows the decision diagram in Figure 1, and lays out the rules for choosing this payment type. If all the criteria are true, then a Default for New Enrollee Plus Frailty payment should be calculated for the beneficiary.

This payment should be made when all of the following rules are met ...
a) The beneficiary is not in hospice, &
b) The beneficiary is not in ESRD, &
c) There is not a Community or Institutional RAF for the beneficiary on the Fu/RAS File, &
d) There is not a New Enrollee Factor for the beneficiary on the Fu/RAS File, &
e) The beneficiary is enrolled in a Frailty Plan, &
f) The beneficiary is age 55 or over.
<i>Appendix C provides a key between the rules above and the specific criteria to be applied by the system developers.</i>

If this payment type is chosen, then MMCS and GHP will calculate the risk-adjusted portion of the beneficiary's payment using the following formula:



### 4.3.6 Community Payment

A Community Factor payment is made when a beneficiary is not in an Institutional Plan, is not in a Frailty Plan, and is under age 55.

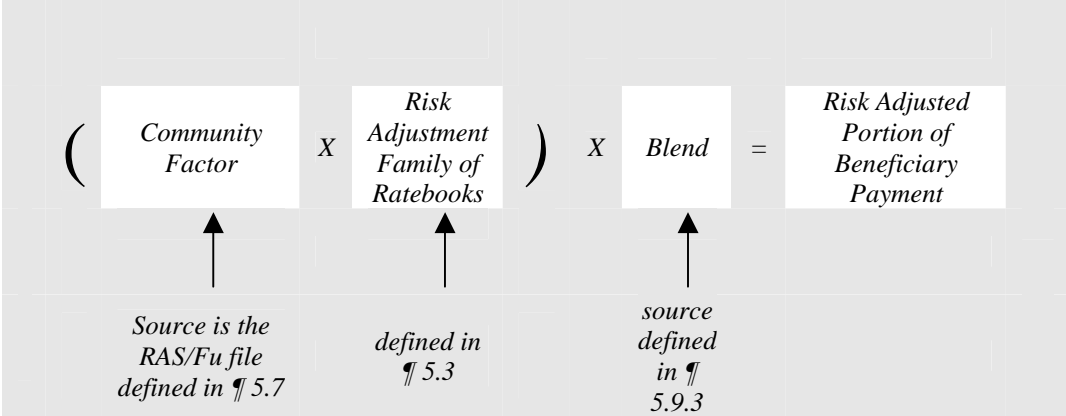
The following chart follows the decision diagram in Figure 1, and lays out the rules for choosing this payment type. If all the criteria for any of the scenarios are true, then the payment calculation should be for a Community Factor payment.

*For 2004, either...*

<i>Scenario A ...</i>	<i>Or</i>	<i>Scenario B ...</i>	<i>Or</i>	<i>Scenario C ...</i>
<ul style="list-style-type: none"> <li>a) The beneficiary is not in hospice, &amp;</li> <li>b) The beneficiary is not in ESRD, &amp;</li> <li>c) There is a RAF for the beneficiary on the Fu/RAS File, &amp;</li> <li>d) The beneficiary is enrolled in an Institutional (Mixed) Plan,</li> <li>e) The beneficiary does not have an MDS flag, &amp;</li> <li>f) The beneficiary is not enrolled in a Frailty Plan.</li> </ul>		<ul style="list-style-type: none"> <li>a) The beneficiary is not in hospice, &amp;</li> <li>b) The beneficiary is not in ESRD, &amp;</li> <li>c) There is a RAF for the beneficiary on the Fu/RAS File, &amp;</li> <li>d) The beneficiary is not enrolled in an Institutional (Mixed) Plan, &amp;</li> <li>e) The beneficiary is not enrolled in a Frailty Plan.</li> </ul>		<ul style="list-style-type: none"> <li>a) The beneficiary is not in hospice, &amp;</li> <li>b) The beneficiary is not in ESRD, &amp;</li> <li>c) There is a RAF for the beneficiary on the Fu/RAS File, &amp;</li> <li>d) The beneficiary is not enrolled in an Institutional (Mixed) Plan, &amp;</li> <li>e) The beneficiary is enrolled in a Frailty Plan, &amp;</li> <li>f) The beneficiary is under age 55.</li> </ul>

*Appendix C provides a key between the rules above and the specific criteria to be applied by the system developers.*

If this payment type is chosen, then MMCS and GHP will calculate the risk-adjusted portion of the beneficiary's payment using the following formula:



### 4.3.7 Community Plus Frailty Payment

A Community Plus Frailty payment is made when a beneficiary is in a Frailty Plan and follows the rules below.

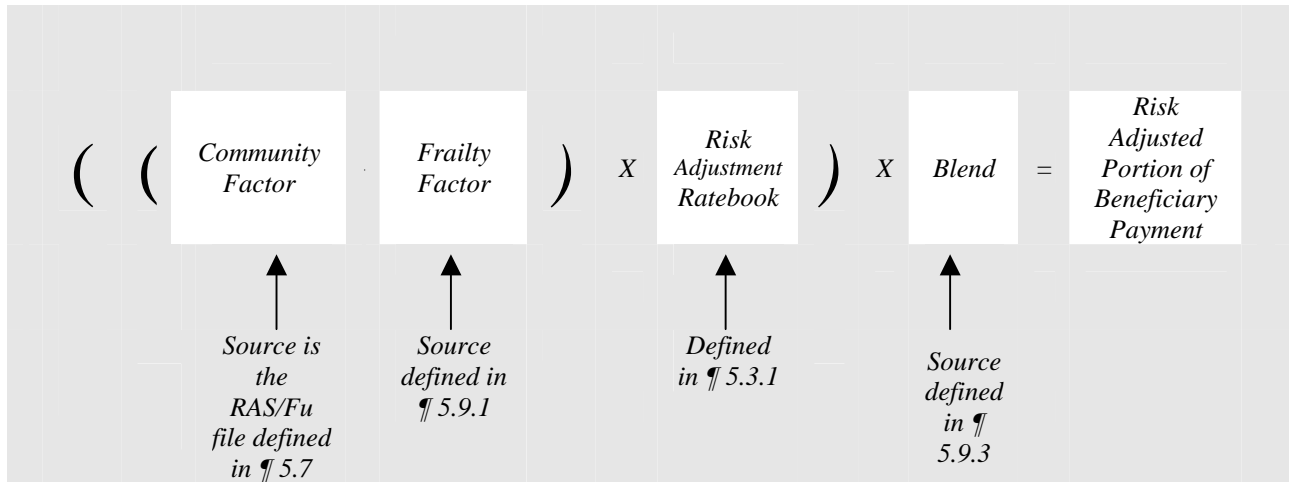
The following chart follows the decision diagram in Figure 1, and lays out the rules for choosing this payment type. If all the criteria for either of the scenarios are true, then the payment calculation should be for a Community Plus Frailty Factor payment.

*For 2004, either ...*

<i>Scenario A ...</i>	<i>Or</i>	<i>Scenario B ...</i>
a) The beneficiary is not in hospice, & b) The beneficiary is not in ESRD, & c) There is a Community or Institutional RAF for the beneficiary on the Fu/RAS File, & d) The beneficiary is enrolled in an Institutional (Mixed) Plan, & e) The beneficiary does not have an MDS flag, & f) The beneficiary is enrolled in Frailty Plan; & g) The beneficiary is age 55 or older.		a) The beneficiary is not in hospice, & b) The beneficiary is not in ESRD, & c) There is a Community or Institutional RAF for the beneficiary on the Fu/RAS File, & d) The beneficiary is not enrolled in an Institutional (Mixed) Plan, & e) The beneficiary is enrolled in a Frailty Plan, & f) The beneficiary is age 55 or older.

*Appendix C provides a key between the rules above and the specific criteria to be applied by the system developers.*

If this payment type is chosen, then MMCS and GHP will calculate the risk-adjusted portion of the beneficiary's payment using the following formula:





### 4.3.8 Institutional (Mixed) Payment

An Institutional Factor payment is made when a beneficiary is in an Institutional Plan, and has an MDS flag.

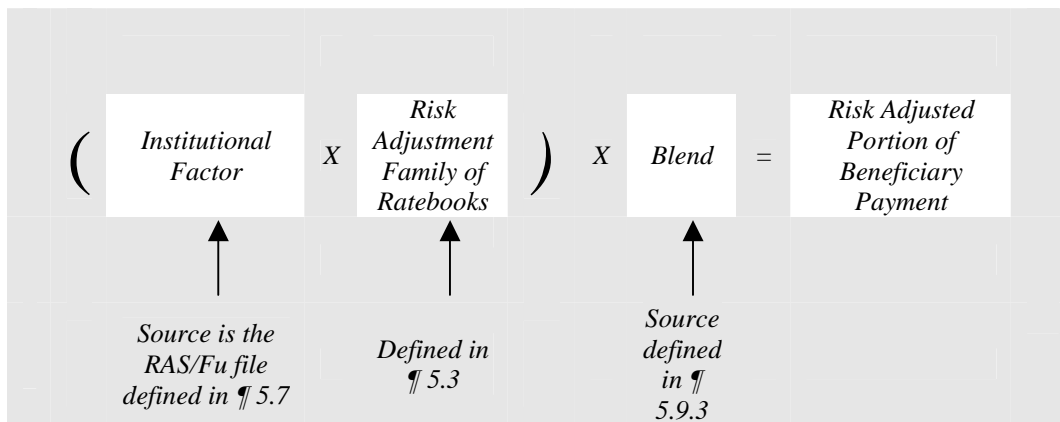
The following chart follows the decision diagram in Figure 1, and lays out the rules for choosing this payment type. If all the criteria below are true, then the payment calculation should be for a Institutional Factor payment.

***This payment should be made when all of the following rules are met ...***

- a) The beneficiary is not in hospice, &
- b) The beneficiary is not in ESRD, &
- c) There is a Community or Institutional RAF for the beneficiary on the Fu/RAS File, &
- d) The beneficiary is enrolled in an Institutional (Mixed) Plan, &
- e) The beneficiary has an MDS flag.

*Appendix C provides a key between the rules above and the specific criteria to be applied by the system developers.*

If this payment type is chosen, then MMCS and GHP will calculate the risk-adjusted portion of the beneficiary's payment using the following formula:



### 4.3.9 Demographic ESRD

A Demographic ESRD payment is made for non-Demonstration beneficiaries who have ESRD status.

The following chart follows the decision diagram in Figure 1, and lays out the rules for choosing this payment type. If all the criteria for any of the scenarios are true, then the payment calculation should be for a Demographic ESRD Factor payment.

<p><b><i>This payment should be made when all of the following rules are met ...</i></b></p>
<p>a) The beneficiary is not in hospice, &amp; b) The beneficiary is in ESRD status, &amp; c) The beneficiary is not in an ESRD Demonstration, &amp; d) The beneficiary is not in PACE/WPP</p>
<p><i>Appendix C provides a key between the rules above and the specific criteria to be applied by the system developers.</i></p>

Note: In 2005 and beyond all ESRD beneficiaries will be risk adjusted.

This is not a risk adjusted payment, therefore no formula is provided. This payment is made using the traditional ESRD payment methodology.

#### 4.3.10 PACE/WPP ESRD Demographic

A PACE/WPP ESRD Demographic payment is made for PACE/WPP beneficiaries who have ESRD status.

The following chart follows the decision diagram in Figure 1, and lays out the rules for choosing this payment type. If all the criteria for any of the scenarios are true, then the payment calculation should be for a PACE/WPP ESRD Demographic Factor payment.

<p><b><i>This payment should be made when all of the following rules are met ...</i></b></p>
<ul style="list-style-type: none"><li>a) The beneficiary is not in hospice, &amp;</li><li>b) The beneficiary is in ESRD status, &amp;</li><li>c) The beneficiary is not in an ESRD Demonstration, &amp;</li><li>d) The beneficiary is in PACE/WPP</li></ul>
<p><i>Appendix C provides a key between the rules above and the specific criteria to be applied by the system developers.</i></p>

Note: In 2005 and beyond all ESRD beneficiaries will be risk adjusted.

This is not a risk adjusted payment, therefore no formula is provided. This payment is made using the traditional PACE ESRD payment methodology.

### 4.3.11 New Enrollee Dialysis Payment

A New Enrollee Dialysis Factor payment is made when a beneficiary is on dialysis but has been in Medicare for less than one year, and therefore not enough data is available to determine a regular RAF.

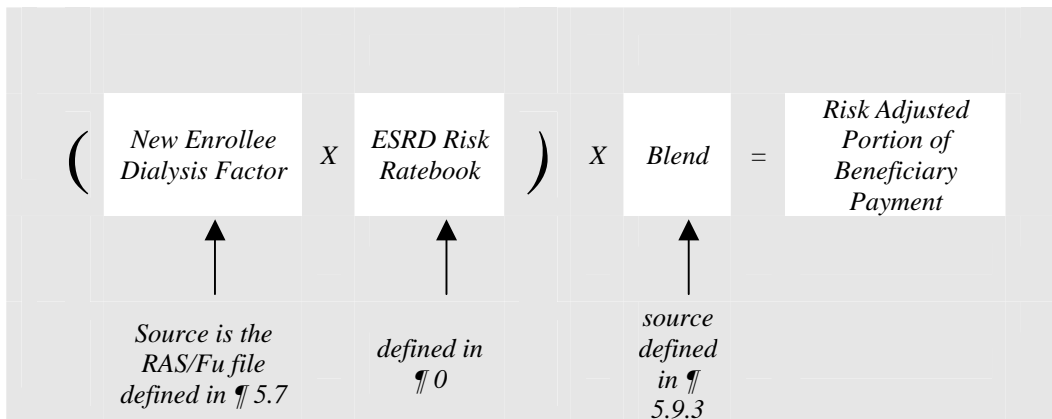
The chart below follows the decision diagram in Figure 1, and lays out the rules for choosing this payment type. If all the criteria are true, then a New Enrollee Dialysis payment should be calculated for the beneficiary.

***This payment should be made when all of the following rules are met...***

- a) The beneficiary is not in hospice,
- b) The beneficiary is in ESRD status,
- c) The beneficiary is in an ESRD Demonstration,
- d) The beneficiary is not in the transplant period, &
- e) The beneficiary is on dialysis, &
- f) The beneficiary does not have a dialysis RAF, &
- g) There is a New Enrollee Dialysis Factor for the beneficiary on the RAS/Fu File

*Appendix C provides a key between the rules above and the specific criteria to be applied by the system developers.*

If this payment type is chosen, then MMCS and GHP will calculate the risk-adjusted portion of the beneficiary's payment using the following formula:



### 4.3.12 Default for New Enrollee- Dialysis Payment

A Default for New Enrollee Dialysis Factor payment is made when a beneficiary is on dialysis, and MMCS/GHP does not have a RAF.

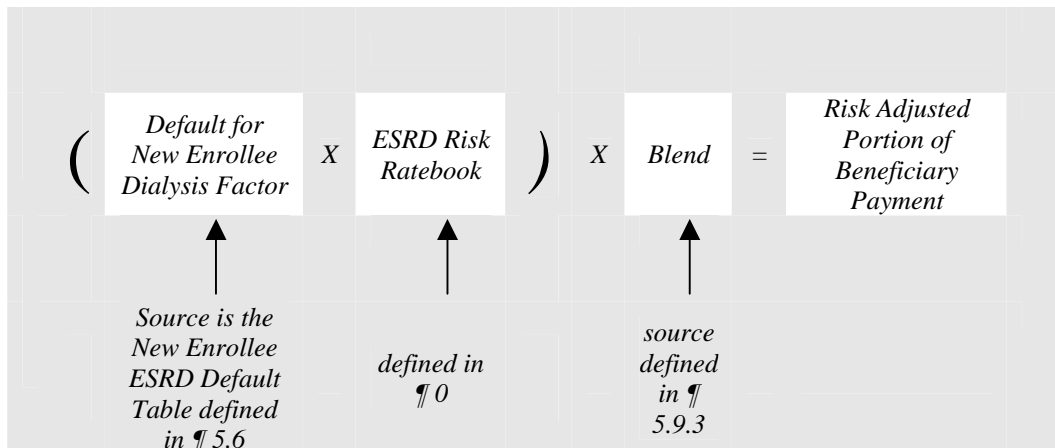
The chart below follows the decision diagram in Figure 1, and lays out the rules for choosing this payment type. If all the criteria are true, then a Default for New Enrollee Dialysis payment should be calculated for the beneficiary.

***This payment should be made when all of the following rules are met...***

- a) The beneficiary is not in hospice,
- b) The beneficiary is in ESRD status,
- c) The beneficiary is in an ESRD Demonstration,
- d) The beneficiary is not in the transplant period, &
- e) The beneficiary is on dialysis, &
- f) The beneficiary does not have a dialysis RAF, &
- g) There is not a New Enrollee Dialysis Factor for the beneficiary on the RAS/Fu File.

*Appendix C provides a key between the rules above and the specific criteria to be applied by the system developers.*

If this payment type is chosen, then MMCS and GHP will calculate the risk-adjusted portion of the beneficiary's payment using the following formula:



### 4.3.13 Dialysis Payment

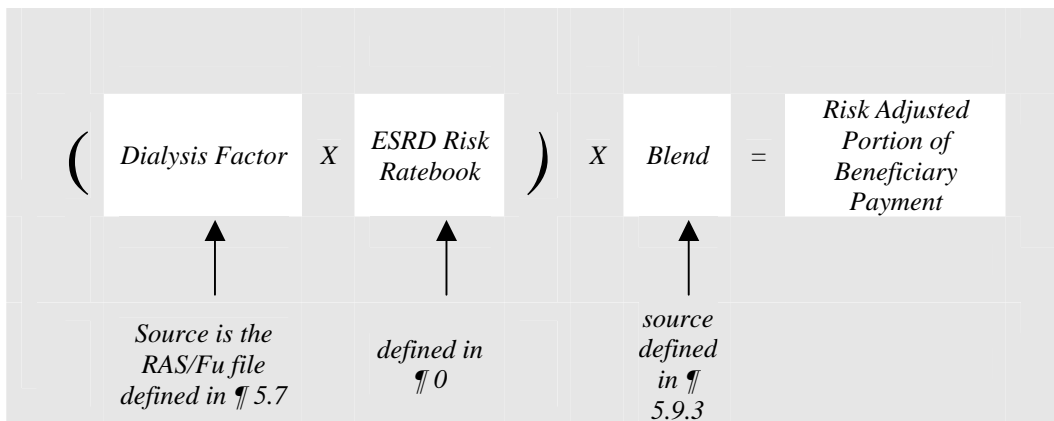
A Dialysis payment is made when the beneficiary is receiving dialysis. If the beneficiary is receiving dialysis at any time within the month, then the dialysis payment is made for the entire month.

***This payment should be made when all of the following rules are met...***

- a) The beneficiary is not in hospice,
- b) The beneficiary is in ESRD status,
- c) The beneficiary is in an ESRD Demonstration,
- d) The beneficiary is not in the transplant period,  
&
- e) The beneficiary is on dialysis, &
- f) The beneficiary has a dialysis RAF.

*Appendix C provides a key between the rules above and the specific criteria to be applied by the system developers.*

If this payment type is chosen, then MMCS and GHP will calculate the risk-adjusted portion of the beneficiary's payment using the following formula:



#### 4.3.14 Transplant Payment

A Transplant Payment is made for a beneficiary during the first three months after having a graft. In 2004, MMCS and GHP will handle the timing of the transplant payments as follows:

- o If the transplant takes place on the 1<sup>st</sup>, then the three month transplant period starts in that month and payment for that month will be based on the transplant factor, and
- o If the transplant takes place on any date other than the 1<sup>st</sup> of the month, the three-month transplant payment period starts the month after the transplant takes place.

The Transplant Factor is a national factor that remains constant for each of the three months. A beneficiary is paid for all three months, regardless of whether or not the transplant was successful. A beneficiary is not paid for all three months if the beneficiary dies or dis-enrolls during the transplant period.

In 2004, GHP/MMCS will only pay for a transplant that occurs on or after the date of enrollment in the ESRD demonstration.

When a beneficiary receives a transplant prior to enrollment in an ESRD Demonstration, the beneficiary will be allowed to enroll during the three-month transplant period. Since the ESRD demonstration did not pay the initial cost of the transplant, MMCS/GHP will pay one third (1/3) the transplant rate during the transplant period for any beneficiaries who enroll in an ESRD demonstration after receiving a transplant.

For example, if a beneficiary receives a transplant on April 15, 2004 and enrolls in the ESRD demonstration effective May 1, 2004, the May, June and July payments for that beneficiary will be at one-third (1/3) the transplant rate. If that beneficiary enrolls effective June 1, 2004 the June and July payments will be at one-third (1/3) the transplant rate.

This rule will be handled as a post-implementation release to MMCS. The enrollments can be forced using the on-line. The payment for those beneficiaries will be calculated at the full transplant rate. The payments will be adjusted to the correct rate during the 2004 reconciliation.

If a beneficiary is in Dialysis status and converts to Transplant status, and MMCS/GHP are not aware of the change, and Dialysis payments are made, then MMCS/GHP will make the corrections to the payments retroactively back to the date of the change.

A beneficiary will be paid for multiple transplants as follows:

- If the additional transplant occurs after the three-month window for transplant payments ends, then a new three-month transplant period begins, or
- If the additional transplant occurs during the three-month window for transplant payments, then a new transplant period begins on the month of the most recent transplant. Therefore, it is possible for a beneficiary to be paid up to two months for the first transplant, receive an additional transplant, and start a new period of three months of transplant payments.

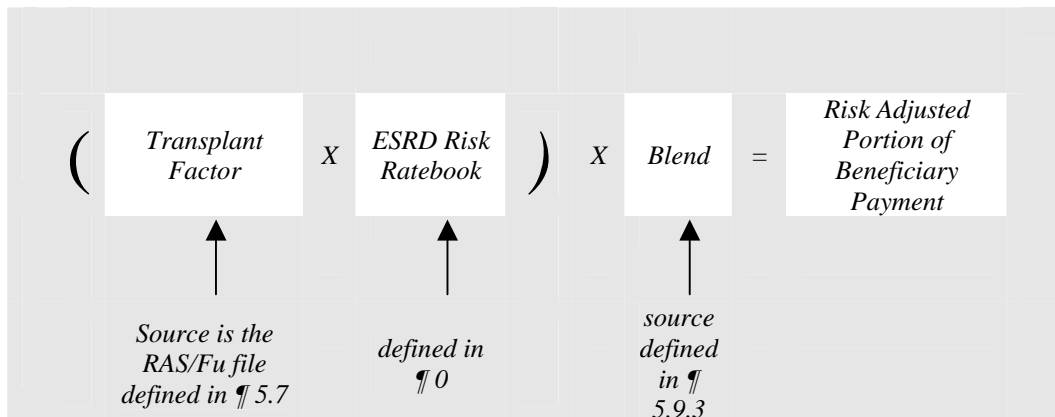
***This payment should be made when all of the following rules are met ...***

- a) The beneficiary is not in hospice,
- b) The beneficiary is in ESRD status,
- c) The beneficiary is in an ESRD Demonstration,
- d) The beneficiary is in the transplant period, &
- e) The beneficiary has a transplant factor.

*Appendix C provides a key between the rules above and the specific criteria to be applied by the system developers.*

The chart to the right follows the decision diagram in Figure 1, and lays out the rules for choosing this payment type. If all the criteria are true, then a Transplant payment should be calculated for the beneficiary.

If this payment type is chosen, then MMCS and GHP will calculate the risk-adjusted portion of the beneficiary's payment using the following formula:





### 4.3.15 Default for New Enrollee - Transplant Payment

A Default for New Enrollee - Transplant payment is made when no RAF is available for a beneficiary and the beneficiary has had a transplant within the previous three months.

NOTE: Paragraph 4.3.14 lists several specific guidelines for transplant factor payments. All of these guidelines also apply to the Default for New Enrollee-Transplant Payment.

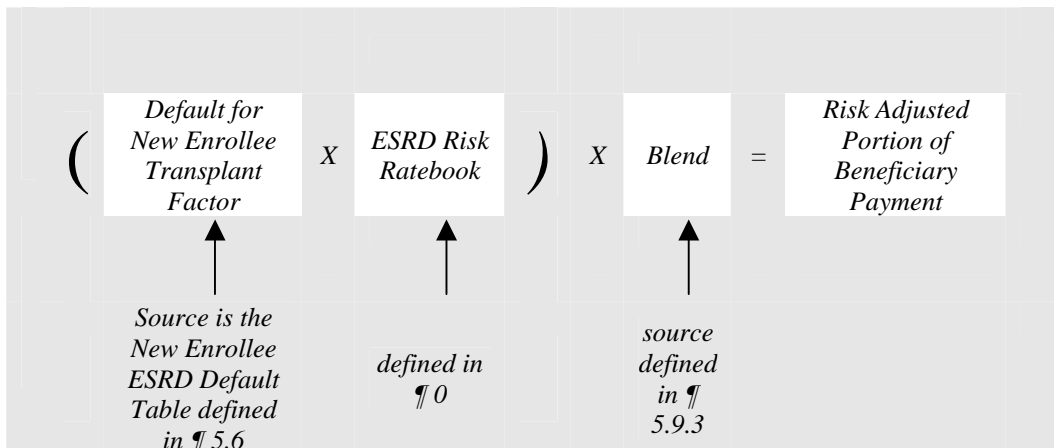
The chart below follows the decision diagram in Figure 1, and lays out the rules for choosing this payment type. If all the criteria are true, then a Default for New Enrollee - Transplant payment should be calculated for the beneficiary.

***This payment should be made when all of the following rules are met ...***

- a) The beneficiary is not in hospice,
- b) The beneficiary is in ESRD status,
- c) The beneficiary is in an ESRD Demonstration,
- d) The beneficiary is in the transplant period, &
- e) The beneficiary does not have a transplant factor.

*Appendix C provides a key between the rules above and the specific criteria to be applied by the system developers.*

If this payment type is chosen, then MMCS and GHP will calculate the risk-adjusted portion of the beneficiary's payment using the following formula:



### 4.3.16 New Enrollee Post-Transplant Payment

A New Enrollee Post-Transplant Factor payment is made when a beneficiary has a functioning graft but has been in Medicare Part B for less than one year, and therefore not enough data is available to determine a regular RAF.

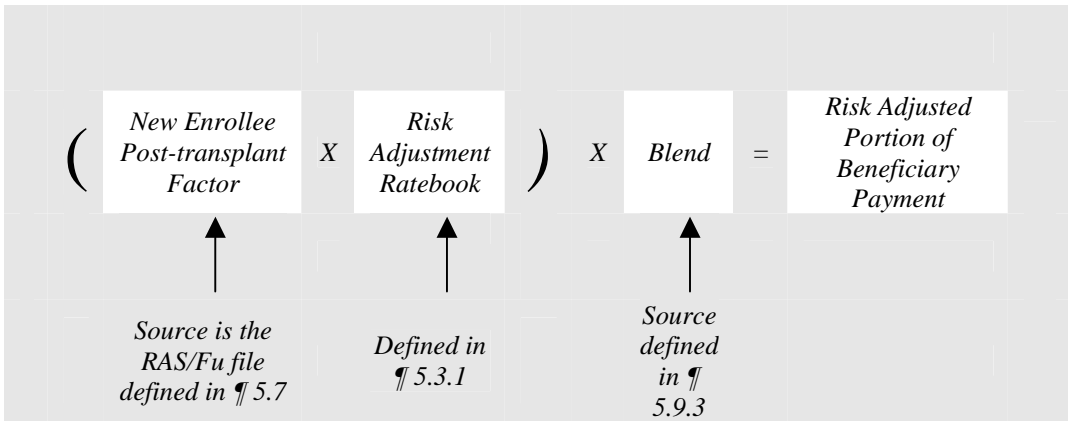
The chart below follows the decision diagram in Figure 1, and lays out the rules for choosing this payment type. If all the criteria are true, then a New Enrollee Post-Transplant payment should be calculated for the beneficiary.

***This payment should be made when all of the following rules are met...***

- a) The beneficiary is not in hospice,
- b) The beneficiary is in ESRD status,
- c) The beneficiary is in an ESRD Demonstration,
- d) The beneficiary is not in the transplant period, &
- e) The beneficiary is not on dialysis, &
- f) The beneficiary does not have a Community or Institutional Post-transplant RAF, &
- g) The beneficiary has a New Enrollee Post-transplant RAF.

*Appendix C provides a key between the rules above and the specific criteria to be applied by the system developers.*

If this payment type is chosen, then MMCS and GHP will calculate the risk-adjusted portion of the beneficiary's payment using the following formula:



### 4.3.17 Default for New Enrollee- Post-Transplant Payment

A Default for New Enrollee - Post-Transplant payment is made when the beneficiary has a functioning graft that is past the initial 3-month transplant period, however no RAF is available for a beneficiary.

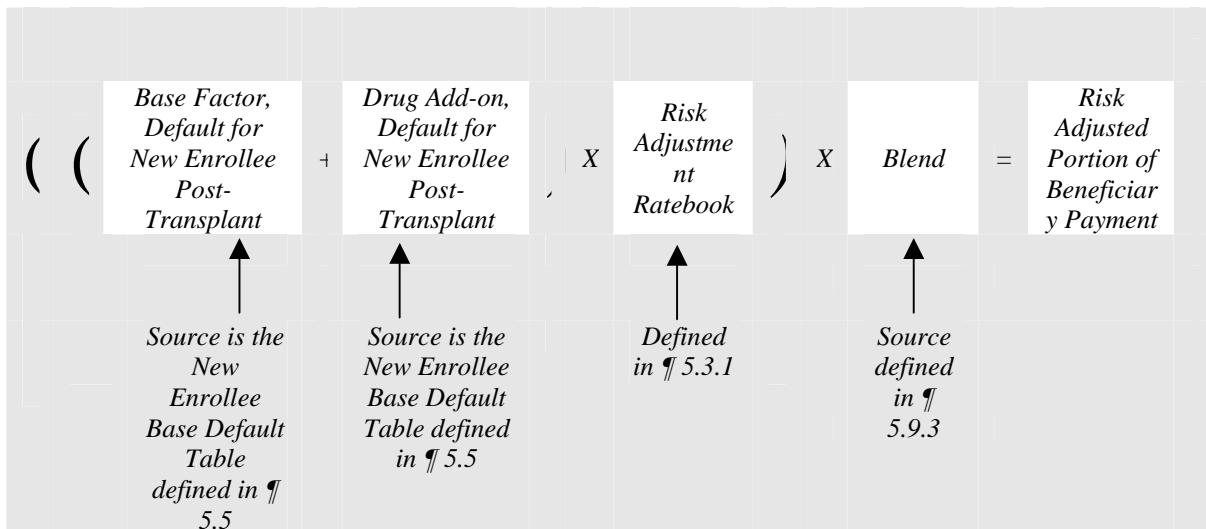
The chart to the right follows the decision diagram in Figure 1, and lays out the rules for choosing this payment type. If all the criteria are true, then a Default for New Enrollee - Post-Transplant payment should be calculated for the beneficiary.

***This payment should be made when all of the following rules are met...***

- a) The beneficiary is not in hospice,
- b) The beneficiary is in ESRD status,
- c) The beneficiary is in an ESRD Demonstration,
- d) The beneficiary is not in the transplant period, &
- e) The beneficiary is not on dialysis, &
- f) The beneficiary does not have a Community or Institutional Post-transplant RAF, &
- g) The beneficiary does not have a New Enrollee Post-transplant RAF.

*Appendix C provides a key between the rules above and the specific criteria to be applied by the system developers.*

If this payment type is chosen, then MMCS and GHP will calculate the risk-adjusted portion of the beneficiary's payment using the following formula:



### 4.3.18 Community Post-Transplant Payment

A Community Post-Transplant Factor payment is made when a beneficiary has a functioning graft and they are not subject to a long term institutional RAF.

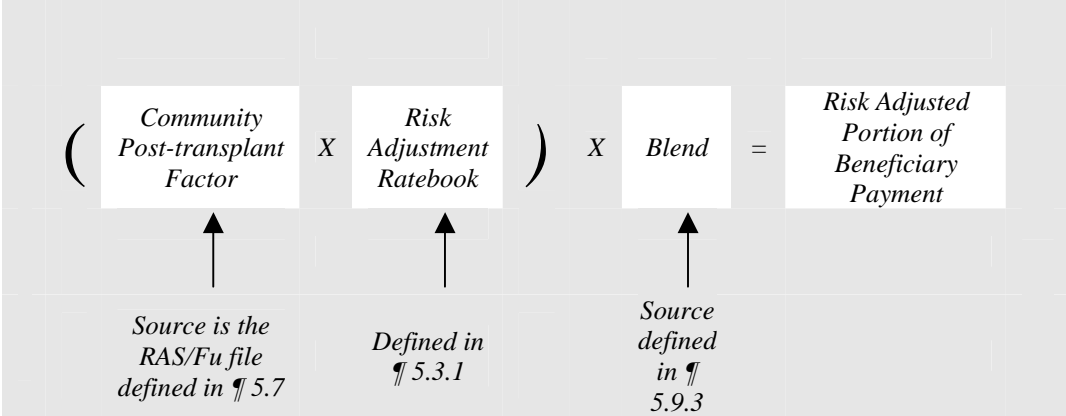
The chart below follows the decision diagram in Figure 1, and lays out the rules for choosing this payment type. If all the criteria for either of the scenarios are true, then a Community Post-Transplant payment should be calculated for the beneficiary.

For 2004, either...

<b>Scenario A ...</b>	<i>Or</i>	<b>Scenario B ...</b>
a) The beneficiary is not in hospice,		a) The beneficiary is not in hospice,
b) The beneficiary is in ESRD status,		b) The beneficiary is in ESRD status,
c) The beneficiary is in an ESRD Demonstration,		c) The beneficiary is in an ESRD Demonstration,
d) The beneficiary is not in the transplant period, &		d) The beneficiary is not in the transplant period, &
e) The beneficiary is not on dialysis, &		e) The beneficiary is not on dialysis, &
f) The beneficiary has Community and Institutional Post-transplant RAFs, &		f) The beneficiary has Community and Institutional Post-transplant RAFs, &
g) The beneficiary is not enrolled in an Institutional (Mixed) Plan		g) The beneficiary is enrolled in an Institutional (Mixed) Plan, &
		h) The beneficiary does not have an MDS flag.

*Appendix C provides a key between the rules above and the specific criteria to be applied by the system developers*

If this payment type is chosen, then MMCS and GHP will calculate the risk-adjusted portion of the beneficiary's payment using the following formula:



### 4.3.19 Institutional Post-Transplant

An Institutional Post-Transplant Factor payment is made when a beneficiary has a functioning graft and they are subject to a long term institutional RAF.

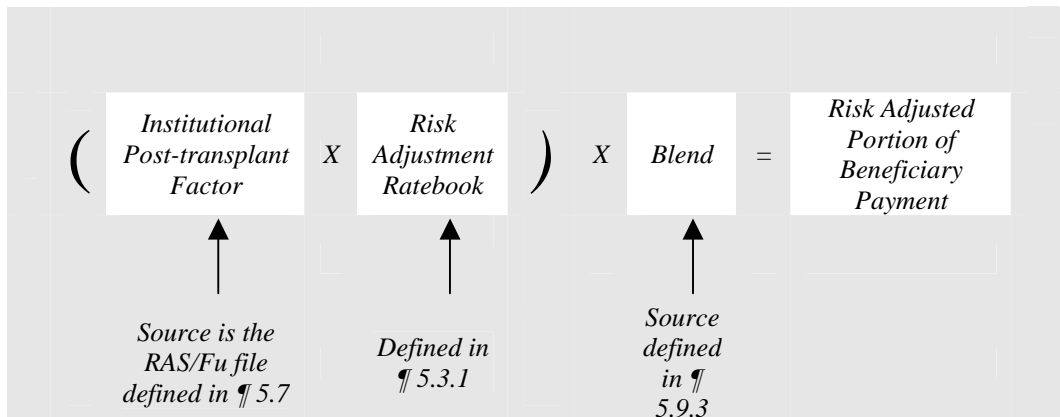
The chart below follows the decision diagram in Figure 1, and lays out the rules for choosing this payment type. If all the criteria are true, then an Institutional Post-Transplant payment should be calculated for the beneficiary.

***This payment should be made when all of the following rules are met...***

- a) The beneficiary is not in hospice,
- b) The beneficiary is in ESRD status,
- c) The beneficiary is in an ESRD Demonstration,
- d) The beneficiary is not in the transplant period, &
- e) The beneficiary is not on dialysis, &
- f) The beneficiary has Community and Institutional Post-transplant RAFs.
- g) The beneficiary is enrolled in an Institutional (Mixed) Plan, &
- h) The beneficiary has an MDS flag.

*Appendix C provides a key between the rules above and the specific criteria to be applied by the system developers.*

If this payment type is chosen, then MMCS and GHP will calculate the risk adjusted portion of the beneficiary's payment using the following formula:



## 5 Sources

The purpose of this section is to define the items to be provided to GHP and DMCS to support Risk Adjustment within the required schedule. Table 6 below provides a summary list. The table is followed by detailed explanations in the subsequent paragraphs.

**Table 6. Schedule For Receipt of Software, Tables and Ratebooks**

<b>Item</b>	<b>Who</b>	<b>No Later than Date</b>	<b>Paragraph Described In Below</b>
CMS HCC Model (Final version to be used in payment calculations)	From: ORDI (Mel Ingber) Through: Cynthia Tudor To: DMCS (George Manaras) and Fu	<u>June 2003</u>	5.1
ESRD Model	From: ORDI (Mel Ingber) Through: Cynthia Tudor To: DMCS (George Manaras) and Fu	<u>Draft</u> <u>Final:</u>	5.2
Risk Adjustment Ratebook	From: OACT (Mel Ingber) Through: Cynthia Tudor To: MMCS (Mary Sincavage) and GHP (Kim Miegel)	<u>October 2003</u>	5.3
ESRD Risk Ratebook	From: ORDI (Mel Ingber) Through: Cynthia Tudor To: MMCS (Mary Sincavage) and GHP (Kim Miegel)	<u>(?)</u>	0
New Enrollee Base Default Table	From: ORDI (Mel Ingber) Through: Cynthia Tudor To: MMCS (Mary Sincavage) and GHP (Kim Miegel)	<u>May 2003</u>	
New Enrollee Dialysis Default Table	From: ORDI (Mel Ingber) Through: Cynthia Tudor To: MMCS (Mary Sincavage) and GHP (Kim Miegel)	<u>(?)</u>	
Fu File / RAS File to GHP/MMCS	From: Fu and RAS (George Manaras) Through: Cynthia Tudor To: MMCS (Mary Sincavage) and GHP (Kim Miegel)	Fu -Oct 03 RAS -	

<b>Item</b>	<b>Who</b>	<b>No Later than Date</b>	<b>Paragraph Described In Below</b>
Demonstration Ratebooks	From: <u>OACT</u> To: <u>GHP/MMCS</u>	<u>October</u>	5.8
2004 Contract Level Payment File	From: <u>Cynthia Tudor</u> To: MMCS (Mary Sincavage) and GHP (Kim Miegel)	<u>October</u>	5.9

### **5.1 CMS HCC Model**

The CMS HCC Model is a SAS model developed by CMS/ORDI to calculate the non-ESRD RAFs.

The RAFs produced by the CMS HCC model are listed in Section 2. In Section 2, Table 2 lists the RAFs produced by CMS HCC model.

The model has two components, each of which uses unique and independent logic when calculating RAFs.

- The main component runs community and institutional risk adjustment factors for beneficiaries with 12 months of Part B Medicare eligibility during the data collection period. This component utilizes demographic and diagnosis information in calculating the factors.
- The new enrollee component calculates risk adjustment factors for beneficiaries with less than 12 months of Part B Medicare eligibility during the data collection period. This component uses only demographic data when calculating factors.
- Beneficiaries will receive only 1) the community and institutional RAF or 2) the new enrollee RAF.

### **5.2 ESRD Model**

The ESRD Model is a SAS model developed by CMS/ORDI to calculate the ESRD RAFs.

The ESRD RAFs are listed in Section 2. In Section 2, Table 2 lists the RAFs produced by the ESRD model.

### **5.3 Risk Adjustment Family of Ratebooks**

Risk Adjustment Family of Ratebooks refers to: the Risk Adjustment Ratebook, the Phase I Demonstration Risk Ratebook, or the Phase II Demonstration Risk Ratebook.



### **5.3.1 Risk Adjustment Ratebook**

This is a county-level table of Risk Adjusted base rates. This ratebook should generally not change during the payment year; however, the system should be flexible enough to handle the "odd exception.

### **5.3.2 Phase I Demonstration Risk Ratebook**

This is a county-level table of Risk Adjusted base rates. It is similar to the base risk adjustment rate book but is adjusted for each specific plan to a plan-negotiated rate. This ratebook should generally not change during the payment year; however, the system should be flexible enough to handle the "odd exception.

### **5.3.3 Phase II Demonstration Risk Ratebook**

This is a county-level table of Risk Adjusted base rates. This ratebook has all the features of the risk adjustment ratebook, but the rates are the higher of the M+C risk adjustment ratebook and a 99% fee-for-service risk adjustment ratebook. This ratebook should generally not change during the payment year; however, the system should be flexible enough to handle the "odd exception.

## **5.4 ESRD Risk Ratebook**

This is a State-level table of ESRD base rates. This ratebook should generally not change during the payment year; however, the system should be flexible enough to handle the "odd exception.

## **5.5 New Enrollee Base Default Table**

This table is utilized by MMCS/GHP to calculate 1) new enrollee RAFs when none exists for a managed care enrollee and 2) post-transplant RAFs when none exists for an ESRD enrollee in post-transplant status. The format for 2004 is different from 2003. The detailed layout is **in May 12<sup>th</sup> notice**. In general, the format will include:

*Two columns: Base Factor, and Drug Add-On (Post Graft). Four sets of columns:*

- a. Base*
- b. Medicaid*
- c. Originally Disabled*
- d. Medicaid and Originally Disabled*

*Each set of rows is divided into Male and Female subsections, each of which is subdivided by age groups. The sex and age division is the same as in the current Default Risk Adjustment Base Factors Table for New Enrollees (See 12/13/02 RAS/MMCS ICD, Appendix D).*

## 5.6 New Enrollee ESRD Default Table

This table provides both the dialysis and the graft information.

For Graft status, the table provides a single factor; there are no bump-ups. This is one table that provides both dialysis and graft information, and not two separate tables.

For dialysis, the detailed layout is TBD. In general, the format will include:

*Dialysis factors are divided into four sets of columns:*

- a. Base*
- b. Medicaid*
- c. Previously Disabled*
- d. Medicaid and Previously Disabled*

*Each set of columns is divided into Male and Female subsections, each of which is subdivided by age groups.*

It is not certain whether the Medicaid and Previously Disabled Dialysis factors will be different from the Base Dialysis factors. Medicaid probably will be. The table design is intended to accommodate whatever decision is made.

## 5.7 Fu File / RAS File to GHP/MMCS

The RAS system will produce the RAFs identified in Section 2 Table 2, and hand them to MMCS via the Fu/RAS File. For the January 2004 payments, Fu will provide this file to GHP/MMCS.

On the Fu File, New Enrollee factors and RAFs will be mutually exclusive.

For the initial implementation, Fu and RAS will send RAFs to GHP/MMCS via a flat file.

The file layout coming from Fu and RAS will be generally the same, with some exceptions. The file layout coming from Fu is defined in Appendix B.

RAS will provide the data in the same format, with the exception of the following: The RAS file will not contain the long-term institutional flag in field 10. In the RAS file, this field will be a filler of spaces.

The layout for this file appears in Appendix B - Fu File Format.

## 5.8 Section Reserved

## 5.9 2004 Contract Level Payment File

The source of this file is unknown as of 5/29/03.

It will contain the following four different record types:

*Record Type F – contains Frailty Factors*

*Record Type G – contains the Non-Community MCO Indicator*

*Record Type H – contains the Non-70/30 blend MCOs*

*Record Type I – MCOs using the Lag Factor*

### 5.9.1 Record Type F - Frailty Factor

The frailty factor will be calculated as an add-on to the beneficiaries payment. This will only apply to beneficiaries within Contracts that are designated as frailty Contracts. For each frailty Contract, the frailty factor will be based upon the information on beneficiaries within that Contract. The table will provide Frailty Factors by Contract (H#).

The file format for the records is as follows:

FIELD NAME	LENGTH	START POSITION	FORMAT/COMMENTS
Record Type	1	1	F = Frailty Factors
Contract Number	5	2	HXXXX
Effective Start Date	8	7	YYYYMMDD
Effective End Date	8	15	YYYYMMDD
Frailty Factor	7	23	NN.DDDD

### 5.9.2 Record Type G - Non-Community MCO Indicator

This file indicates what percentage of Institutional (Mixed) beneficiaries are enrolled in each Contract.

The file format for the records is as follows:

FIELD NAME	LENGTH	START POSITION	FORMAT/COMMENTS
Record Type	1	1	G = Non-Community MCOs <sup>1</sup>
Contract Number	5	2	HXXXX

<sup>1</sup> Assume that all contracts **not** on this file are Community MCOs.

Effective Start Date	8	7	YYYYMMDD
Effective End Date	8	15	YYYYMMDD

### 5.9.3 Record Type H - Non 70/30 Blend MCOs

The payments to MCOs are blended using Demographic payments and Risk Adjusted payments.

For determining payments, the system will refer to Record Type H of the 2004 Contract Level Payment File to determine the blend for the Contract.

The file format for the records is as follows:

FIELD NAME	LENGTH	START POSITION	FORMAT/COMMENTS
Record Type	1	1	H = Non 70/30 Blend MCO types <sup>2</sup>
Contract Number	5	2	HXXXX <TBD>
Blend	1	7	1 = 90DEMOG/10 RA 2 = 100 RA 3 = 100 DEMOG
Effective Start Date	8	8	YYYYMMDD
Effective End Date	8	16	YYYYMMDD

Generally, the Blend ratio for a contract should not change during a payment year. However, the system should be flexible enough to handle the "odd exception."

### 5.9.4 MCOs Using the Lag Factor

The file format for the records is as follows:

<sup>2</sup> Assume that all contract types **not** on this file are 70/30.

## **6 Rules for Storing RAFs**

### **6.1 Initial Run**

In November 2003, MMCS will receive a set of lag RAFS from RAS for January 2004 payments. MMCS will need to recreate payments, so MMCS must know what RAFS were used for calculating payments. The RAF used for calculating the beneficiary-level payment is stored on the beneficiary payment profile.

### **6.2 Mid-Year Run**

The Mid-year run will result in additional RAFS that MMCS must store in the event a retroactive adjustment is required to be calculated based on a change to the beneficiary's status. The Mid-year run will result in both lag and non-lag RAFS.

Temporary storage is impacted in the mid-year run by the addition of the non-lag RAFS. The non-lag RAFS will be loaded into MMCS such that they will only replace the RAFS for beneficiaries in Contracts (H#) that are designated to receive the non-lag RAF. Therefore not all of the initial lag RAFS for January will be replaced.

### **6.3 Final Reconciliation Run**

A history of all RAFS that are used for payments must be maintained on the beneficiary payment profile (archive).

## **7 Reports**

TBD

## Appendix A - Glossary

<i>ESRD</i>	End Stage Renal Disease
<i>Lag RAF</i>	RAF based on lag data. The timing of the lag data is defined in Section 3.
<i>MSP</i>	
<i>Non-Lag RAF</i>	RAF based on non-lag data. The timing of the non-lag data is defined in Section 3.
<i>Working Aged</i>	

## Appendix B - Fu File Format

RISK ADJUSTMENT DOWNLOAD RECORD FOR CY2004 (“*” next to field number denotes change from previous version)				
#	FIELD NAME	LEN	START POSITION	FORMAT/COMMENTS
1	Beneficiary Health Insurance Claim Number	11	1	<ul style="list-style-type: none"> <li>• Internal CMS Format</li> <li>• 9 position CAN</li> <li>• 2 position unequated BIC (SSA)</li> <li>• Not missing</li> <li>• Unique within file</li> <li>• Variable by which file is sorted</li> </ul>
2	Social Security Number	9	12	<ul style="list-style-type: none"> <li>• Original SSN</li> <li>• All numeric</li> <li>• May be missing</li> <li>• Not unique within file</li> </ul>
3	Surname	12	21	<ul style="list-style-type: none"> <li>• Beneficiary’s last name</li> <li>• First position alphabetic</li> <li>• Not missing</li> </ul>
4	First Name	7	33	<ul style="list-style-type: none"> <li>• First position alphabetic</li> <li>• Not missing</li> </ul>
5	Middle Initial	1	40	<ul style="list-style-type: none"> <li>• Alphabetic</li> <li>• May be missing</li> </ul>
6	Date of Birth	8	41	<ul style="list-style-type: none"> <li>• CCYYMMDD format</li> <li>• Not missing</li> </ul>
*7	Previously Disabled Flag	1	49	<ul style="list-style-type: none"> <li>• Y or missing</li> <li>• Y = previously entitled to Medicare due to disability</li> </ul>
8	Medicaid Flag	1	50	<ul style="list-style-type: none"> <li>• Y or missing</li> <li>• Y = Medicaid Status Applicable to Risk Adjustment Factors</li> </ul>
*9	New Enrollee Flag	1	51	<ul style="list-style-type: none"> <li>• Y or missing</li> <li>• Y = New Enrollee Factor used</li> </ul>
*10	Long-Term Institutional Flag	1	52	<ul style="list-style-type: none"> <li>• Y or missing</li> <li>• Y = on MDS as L/T Institutional</li> </ul>
11	Sex	1	53	<ul style="list-style-type: none"> <li>• Not missing</li> <li>• 0 = Unknown</li> <li>• 1 = Male</li> <li>• 2 = Female</li> </ul>

**RISK ADJUSTMENT DOWNLOAD RECORD FOR CY2004**  
 (“\*” next to field number denotes change from previous version)

#	FIELD NAME	LEN	START POSITION	FORMAT/COMMENTS
12	Start Date	8	54	<ul style="list-style-type: none"> <li>• CCYYMMDD format</li> <li>• Not missing</li> <li>• All values are “20040101”</li> </ul>
13	End Date	8	62	<ul style="list-style-type: none"> <li>• CCYYMMDD format</li> <li>• Not missing</li> <li>• All values are “20041231”</li> </ul>
*14	Community Factor	7	70	<ul style="list-style-type: none"> <li>• NN.DDDD format</li> <li>• Leading N may be left &lt;blank&gt;</li> <li>• Rounded to 3 decimal places with trailing zero</li> <li>• Values between 00.0010 and 99.9990</li> </ul>
*15	Institutional Factor	7	77	<ul style="list-style-type: none"> <li>• NN.DDDD format</li> <li>• Leading N may be left &lt;blank&gt;</li> <li>• Rounded to 3 decimal places with trailing zero</li> <li>• Values between 00.0010 and 99.9990</li> </ul>
*16	New Enrollee Factor	7	84	<ul style="list-style-type: none"> <li>• Present only if new enrollee flag is set to Y</li> <li>• NN.DDDD format</li> <li>• Leading N may be left &lt;blank&gt;</li> <li>• Rounded to 3 decimal places with trailing zero</li> <li>• Values between 00.0010 and 99.9990</li> </ul>
*17	New Enrollee Dialysis Factor	7	91	<ul style="list-style-type: none"> <li>• Present only if new enrollee flag is set to Y</li> <li>• NN.DDDD format</li> <li>• Leading N may be left &lt;blank&gt;</li> <li>• Rounded to 3 decimal places with trailing zero</li> <li>• Values between 00.0010 and 99.9990</li> </ul>
*18	New Enrollee Post-Transplant Factor	7	98	<ul style="list-style-type: none"> <li>• Present only if new enrollee flag is set to Y</li> <li>• NN.DDDD format</li> <li>• Leading N may be left &lt;blank&gt;</li> <li>• Rounded to 3 decimal places with trailing zero</li> <li>• Values between 00.0010 and 99.9990</li> </ul>
*19	Dialysis Factor	7	105	<ul style="list-style-type: none"> <li>• NN.DDDD format</li> <li>• Leading N may be left &lt;blank&gt;</li> <li>• Rounded to 3 decimal places with trailing zero</li> </ul>



**RISK ADJUSTMENT DOWNLOAD RECORD FOR CY2004**  
 (“\*” next to field number denotes change from previous version)

#	FIELD NAME	LEN	START POSITION	FORMAT/COMMENTS
				<ul style="list-style-type: none"> <li>• Values between 00.0010 and 99.9990</li> </ul>
*20	Transplant Factor	7	112	<ul style="list-style-type: none"> <li>• Not missing</li> <li>• NN.DDDD format</li> <li>• Leading N may be left &lt;blank&gt;</li> <li>• Rounded to 3 decimal places with trailing zero</li> <li>• Values between 00.0010 and 99.9990</li> </ul>
*21	Community Post-Transplant Factor	7	119	<ul style="list-style-type: none"> <li>• NN.DDDD format</li> <li>• Leading N may be left &lt;blank&gt;</li> <li>• Rounded to 3 decimal places with trailing zero</li> <li>• Values between 00.0010 and 99.9990</li> </ul>
*22	Institutional Post-Transplant Factor	7	126	<ul style="list-style-type: none"> <li>• NN.DDDD format</li> <li>• Leading N may be left &lt;blank&gt;</li> <li>• Rounded to 3 decimal places with trailing zero</li> <li>• Values between 00.0010 and 99.9990</li> </ul>

## Appendix C - Translation Between Business Rules and System Developer Criteria

*When the payment rule set in paragraph 4 says ...*      *The programmers will know this because ...*

The beneficiary is in hospice	On MBD there is a Hospice Coverage Period for the given payment month.
The beneficiary is not in hospice	Absence of Hospice Coverage period for the given payment month on MBD.
The beneficiary is in ESRD	On MBD is there an ESRD Coverage Period for the given payment month.
The beneficiary is not in ESRD	Absence of ESRD coverage period for the given payment month.
There is a Community or Institutional RAF for the beneficiary on the Fu/RAS File	Community or Institutional RAF exists for the beneficiary on the Fu/RAS File.
There is not a Community or Institutional RAF for the beneficiary on the Fu/RAS File	Absence of the Community or Institutional RAF for the beneficiary on the Fu/RAS file.
The beneficiary is enrolled in an Institutional (Mixed) Plan	The Institutional (Mixed) Plan is identified on the contract file, record type = "G", which indicates a non-community M+C.
The beneficiary is not enrolled in an Institutional (Mixed) Plan	The contract number is not on the contract file, record type = "G", therefore assume the contract is not an Institutional (Mixed) Plan.
The beneficiary is enrolled in a Frailty Plan	The Frailty Plan is identified on the contract file, record type = "F".
The beneficiary is not enrolled in a Frailty Plan	The contract number is not on the contract file, under record type = "F".
The beneficiary has an MDS flag	For 2004, the indication that the beneficiary is long-term institutional will be on the beneficiary-level risk adjuster record in the FU file. The field, long term institutional flag, will equal "Y" to indicate the beneficiary has long-term institutional.
The beneficiary does not have an MDS flag	For 2004, if the long-term institutional flag on the beneficiary-level risk adjuster record in the FU file is spaces, then the beneficiary does not have long-term

	institutional.
The beneficiary is under age 55*	On MBD, use the birth date to calculate the beneficiary's age.
The beneficiary is age 55 or over*	On MBD, use the birth date to calculate the beneficiary's age.
There is a New Enrollee Factor for the beneficiary on the Fu/RAS File,	The New Enrollee Factor for the beneficiary exists on the Fu/RAS File.
There is not a New Enrollee Factor for the beneficiary on the Fu/RAS File,	The New Enrollee Factor for the beneficiary does not exist on the Fu/RAS File.
The beneficiary is in an ESRD Demonstration	PICS will provide the Payment Bill Option (12), and Demo Type code (TBD) to determine if the beneficiary is in an ESRD Demonstration. For MMCS, this data will be stored in the MCO tables.
The beneficiary is not in an ESRD Demonstration	The contract number the beneficiary is enrolled in is not the corresponding Payment Bill Option and Demo Type Code for an ESRD Demonstration.
The beneficiary has a functioning graft	On the MBD, the beneficiary has had a transplant period, for which we have paid for 3 months. The transplant failure date does not exist. The beneficiary is not deceased. The beneficiary does not have a current dialysis period for the given payment month.
The beneficiary does not have a functioning graft	On the MBD, the beneficiary is currently on dialysis or deceased for the given payment period.
The beneficiary is on dialysis	On the MBD, the beneficiary has a dialysis period during the given payment month.
The beneficiary is not on dialysis	On the MBD, the beneficiary does not have a dialysis period during the given payment month.
The beneficiary is not in the transplant period	
The beneficiary does not have a dialysis RAF	

---

\* Age is calculated as of February 1, 2004.



## APPLICATION FOR ACCESS

The Application For Access To CMS Computer Systems form is being replaced. The new version cannot be made available on the Internet until the form approval process has been completed. Users may continue using either the form below or the new form if they have a copy available.

# APPLICATION FOR ACCESS TO CMS COMPUTER SYSTEMS

(Read and complete both sides of this form in ink)

<b>1. Type of Request</b> (Check only one) <input type="checkbox"/> NEW <input type="checkbox"/> CHANGE <input type="checkbox"/> RECERTIFY <input type="checkbox"/> DELETE	Last Name _____ First Name _____ MI _____	<table border="1" style="width: 100%; height: 30px;"> <tr> <td style="width: 25%;"></td> <td style="width: 25%;"></td> <td style="width: 25%;"></td> <td style="width: 25%;"></td> </tr> </table> Current UserID  CAPITAL LETTERS (Ø 1 2 3 4 5 6 7 8 9)				
<b>2. User Information</b> <input type="checkbox"/> CMS Employee <input type="checkbox"/> Office of the Inspector General <input type="checkbox"/> Social Security Admin. <input type="checkbox"/> Fraud Investigation <input type="checkbox"/> Railroad Retirement Board <input type="checkbox"/> FMC <input type="checkbox"/> End-Stage Renal Disease Network <input type="checkbox"/> Medicare Contr/Intermediary/Carrier <input type="checkbox"/> Contractor (non-Medicare) <input type="checkbox"/> Federal (other than CMS) <input type="checkbox"/> Peer Review Organization <input type="checkbox"/> State Agency <input type="checkbox"/> Mgd Care Org/Group Health Plan <input type="checkbox"/> Researcher <input type="checkbox"/> Vendor <input type="checkbox"/> Other (specify): _____						
a. SSN (see Privacy Act Advisory Statement on back)	e. Email Address (non-CMS only)					
b. Mailing Address/Mail Stop	f. CMS Organization or Company Name					
c. Central Office Desk Location	g. Company Telephone Number ( ) ( ) ( )					
d. Daytime Telephone Number ( ) ( )	h. Contract Number(s) (non-CMS only)					

**3. Type of Access Required (P= Production, D=Development, V=Validation, R=Remote/Dialup Access)**

<b>a. Application(s):</b> <table style="width: 100%;"> <tr> <th style="width: 25%;">P</th> <th style="width: 25%;">D</th> <th style="width: 25%;">V</th> <th style="width: 25%;">R</th> </tr> <tr> <td>( ) ( ) ( ) ( )</td> <td>( ) ( ) ( ) ( )</td> <td>( ) ( ) ( ) ( )</td> <td>( ) ( ) ( ) ( )</td> </tr> <tr> <td>( ) ( ) ( ) ( )</td> <td>( ) ( ) ( ) ( )</td> <td>( ) ( ) ( ) ( )</td> <td>( ) ( ) ( ) ( )</td> </tr> <tr> <td>( ) ( ) ( ) ( )</td> <td>( ) ( ) ( ) ( )</td> <td>( ) ( ) ( ) ( )</td> <td>( ) ( ) ( ) ( )</td> </tr> <tr> <td>( ) ( ) ( ) ( )</td> <td>( ) ( ) ( ) ( )</td> <td>( ) ( ) ( ) ( )</td> <td>( ) ( ) ( ) ( )</td> </tr> </table>	P	D	V	R	( ) ( ) ( ) ( )	( ) ( ) ( ) ( )	( ) ( ) ( ) ( )	( ) ( ) ( ) ( )	( ) ( ) ( ) ( )	( ) ( ) ( ) ( )	( ) ( ) ( ) ( )	( ) ( ) ( ) ( )	( ) ( ) ( ) ( )	( ) ( ) ( ) ( )	( ) ( ) ( ) ( )	( ) ( ) ( ) ( )	( ) ( ) ( ) ( )	( ) ( ) ( ) ( )	( ) ( ) ( ) ( )	( ) ( ) ( ) ( )	<table style="width: 100%;"> <tr> <th style="width: 25%;">P</th> <th style="width: 25%;">D</th> <th style="width: 25%;">V</th> <th style="width: 25%;">R</th> </tr> <tr> <td>( ) ( ) ( ) ( )</td> <td>( ) ( ) ( ) ( )</td> <td>( ) ( ) ( ) ( )</td> <td>( ) ( ) ( ) ( )</td> </tr> <tr> <td>( ) ( ) ( ) ( )</td> <td>( ) ( ) ( ) ( )</td> <td>( ) ( ) ( ) ( )</td> <td>( ) ( ) ( ) ( )</td> </tr> <tr> <td>( ) ( ) ( ) ( )</td> <td>( ) ( ) ( ) ( )</td> <td>( ) ( ) ( ) ( )</td> <td>( ) ( ) ( ) ( )</td> </tr> <tr> <td>( ) ( ) ( ) ( )</td> <td>( ) ( ) ( ) ( )</td> <td>( ) ( ) ( ) ( )</td> <td>( ) ( ) ( ) ( )</td> </tr> </table>	P	D	V	R	( ) ( ) ( ) ( )	( ) ( ) ( ) ( )	( ) ( ) ( ) ( )	( ) ( ) ( ) ( )	( ) ( ) ( ) ( )	( ) ( ) ( ) ( )	( ) ( ) ( ) ( )	( ) ( ) ( ) ( )	( ) ( ) ( ) ( )	( ) ( ) ( ) ( )	( ) ( ) ( ) ( )	( ) ( ) ( ) ( )	( ) ( ) ( ) ( )	( ) ( ) ( ) ( )	( ) ( ) ( ) ( )	( ) ( ) ( ) ( )	<b>d. CMS Standard Desktop Software/LAN:</b> <table style="width: 100%;"> <thead> <tr> <th></th> <th>Email</th> <th>No Email</th> <th>Remote</th> </tr> </thead> <tbody> <tr><td>Central Office</td><td><input type="checkbox"/></td><td><input type="checkbox"/></td><td><input type="checkbox"/></td></tr> <tr><td>DC1</td><td><input type="checkbox"/></td><td><input type="checkbox"/></td><td><input type="checkbox"/></td></tr> <tr><td>FMC</td><td><input type="checkbox"/></td><td><input type="checkbox"/></td><td><input type="checkbox"/></td></tr> <tr><td>ATL1</td><td><input type="checkbox"/></td><td><input type="checkbox"/></td><td><input type="checkbox"/></td></tr> <tr><td>BOS1</td><td><input type="checkbox"/></td><td><input type="checkbox"/></td><td><input type="checkbox"/></td></tr> <tr><td>CHI1</td><td><input type="checkbox"/></td><td><input type="checkbox"/></td><td><input type="checkbox"/></td></tr> <tr><td>DAL1</td><td><input type="checkbox"/></td><td><input type="checkbox"/></td><td><input type="checkbox"/></td></tr> <tr><td>DEN1</td><td><input type="checkbox"/></td><td><input type="checkbox"/></td><td><input type="checkbox"/></td></tr> <tr><td>KCM1</td><td><input type="checkbox"/></td><td><input type="checkbox"/></td><td><input type="checkbox"/></td></tr> <tr><td>NYC1</td><td><input type="checkbox"/></td><td><input type="checkbox"/></td><td><input type="checkbox"/></td></tr> <tr><td>PHI1</td><td><input type="checkbox"/></td><td><input type="checkbox"/></td><td><input type="checkbox"/></td></tr> <tr><td>SEA1</td><td><input type="checkbox"/></td><td><input type="checkbox"/></td><td><input type="checkbox"/></td></tr> <tr><td>SF01</td><td><input type="checkbox"/></td><td><input type="checkbox"/></td><td><input type="checkbox"/></td></tr> <tr><td>Other _____</td><td><input type="checkbox"/></td><td><input type="checkbox"/></td><td><input type="checkbox"/></td></tr> <tr><td>_____</td><td><input type="checkbox"/></td><td><input type="checkbox"/></td><td><input type="checkbox"/></td></tr> <tr><td>_____</td><td><input type="checkbox"/></td><td><input type="checkbox"/></td><td><input type="checkbox"/></td></tr> </tbody> </table>		Email	No Email	Remote	Central Office	<input type="checkbox"/>	<input type="checkbox"/>	<input type="checkbox"/>	DC1	<input type="checkbox"/>	<input type="checkbox"/>	<input type="checkbox"/>	FMC	<input type="checkbox"/>	<input type="checkbox"/>	<input type="checkbox"/>	ATL1	<input type="checkbox"/>	<input type="checkbox"/>	<input type="checkbox"/>	BOS1	<input type="checkbox"/>	<input type="checkbox"/>	<input type="checkbox"/>	CHI1	<input type="checkbox"/>	<input type="checkbox"/>	<input type="checkbox"/>	DAL1	<input type="checkbox"/>	<input type="checkbox"/>	<input type="checkbox"/>	DEN1	<input type="checkbox"/>	<input type="checkbox"/>	<input type="checkbox"/>	KCM1	<input type="checkbox"/>	<input type="checkbox"/>	<input type="checkbox"/>	NYC1	<input type="checkbox"/>	<input type="checkbox"/>	<input type="checkbox"/>	PHI1	<input type="checkbox"/>	<input type="checkbox"/>	<input type="checkbox"/>	SEA1	<input type="checkbox"/>	<input type="checkbox"/>	<input type="checkbox"/>	SF01	<input type="checkbox"/>	<input type="checkbox"/>	<input type="checkbox"/>	Other _____	<input type="checkbox"/>	<input type="checkbox"/>	<input type="checkbox"/>	_____	<input type="checkbox"/>	<input type="checkbox"/>	<input type="checkbox"/>	_____	<input type="checkbox"/>	<input type="checkbox"/>	<input type="checkbox"/>
P	D	V	R																																																																																																											
( ) ( ) ( ) ( )	( ) ( ) ( ) ( )	( ) ( ) ( ) ( )	( ) ( ) ( ) ( )																																																																																																											
( ) ( ) ( ) ( )	( ) ( ) ( ) ( )	( ) ( ) ( ) ( )	( ) ( ) ( ) ( )																																																																																																											
( ) ( ) ( ) ( )	( ) ( ) ( ) ( )	( ) ( ) ( ) ( )	( ) ( ) ( ) ( )																																																																																																											
( ) ( ) ( ) ( )	( ) ( ) ( ) ( )	( ) ( ) ( ) ( )	( ) ( ) ( ) ( )																																																																																																											
P	D	V	R																																																																																																											
( ) ( ) ( ) ( )	( ) ( ) ( ) ( )	( ) ( ) ( ) ( )	( ) ( ) ( ) ( )																																																																																																											
( ) ( ) ( ) ( )	( ) ( ) ( ) ( )	( ) ( ) ( ) ( )	( ) ( ) ( ) ( )																																																																																																											
( ) ( ) ( ) ( )	( ) ( ) ( ) ( )	( ) ( ) ( ) ( )	( ) ( ) ( ) ( )																																																																																																											
( ) ( ) ( ) ( )	( ) ( ) ( ) ( )	( ) ( ) ( ) ( )	( ) ( ) ( ) ( )																																																																																																											
	Email	No Email	Remote																																																																																																											
Central Office	<input type="checkbox"/>	<input type="checkbox"/>	<input type="checkbox"/>																																																																																																											
DC1	<input type="checkbox"/>	<input type="checkbox"/>	<input type="checkbox"/>																																																																																																											
FMC	<input type="checkbox"/>	<input type="checkbox"/>	<input type="checkbox"/>																																																																																																											
ATL1	<input type="checkbox"/>	<input type="checkbox"/>	<input type="checkbox"/>																																																																																																											
BOS1	<input type="checkbox"/>	<input type="checkbox"/>	<input type="checkbox"/>																																																																																																											
CHI1	<input type="checkbox"/>	<input type="checkbox"/>	<input type="checkbox"/>																																																																																																											
DAL1	<input type="checkbox"/>	<input type="checkbox"/>	<input type="checkbox"/>																																																																																																											
DEN1	<input type="checkbox"/>	<input type="checkbox"/>	<input type="checkbox"/>																																																																																																											
KCM1	<input type="checkbox"/>	<input type="checkbox"/>	<input type="checkbox"/>																																																																																																											
NYC1	<input type="checkbox"/>	<input type="checkbox"/>	<input type="checkbox"/>																																																																																																											
PHI1	<input type="checkbox"/>	<input type="checkbox"/>	<input type="checkbox"/>																																																																																																											
SEA1	<input type="checkbox"/>	<input type="checkbox"/>	<input type="checkbox"/>																																																																																																											
SF01	<input type="checkbox"/>	<input type="checkbox"/>	<input type="checkbox"/>																																																																																																											
Other _____	<input type="checkbox"/>	<input type="checkbox"/>	<input type="checkbox"/>																																																																																																											
_____	<input type="checkbox"/>	<input type="checkbox"/>	<input type="checkbox"/>																																																																																																											
_____	<input type="checkbox"/>	<input type="checkbox"/>	<input type="checkbox"/>																																																																																																											
<b>b. Subsystems:</b> CICS ( ) ( ) ( ) ( )      OMVS ( ) ( ) ( ) ( ) DB2 ( ) ( ) ( ) ( )      TSO ( ) ( ) ( ) ( ) IDMS ( ) ( ) ( ) ( )      WYLBUR ( ) ( ) ( ) ( ) M204 ( ) ( ) ( ) ( )      OTHER _____ ( ) ( ) ( ) ( ) NDM ( ) ( ) ( ) ( )      _____ ( ) ( ) ( ) ( )	<b>c. Expected Frequency of Use: (non-CMS only)</b> <input type="checkbox"/> Daily <input type="checkbox"/> Monthly <input type="checkbox"/> Quarterly <input type="checkbox"/> Annually																																																																																																													

**4. Reason for Request**

---

**5. Authorization:** We acknowledge that our Organization is responsible for all resources to be used by the person identified above and that requested accesses are required to perform their duties. We understand that any change in employment status or access needs are to be reported immediately via submittal of this form.

<b>Requesting Official</b>	<b>Approving Official</b> <i>(for non-CMS user only)</i>	<b>CMS RACF Group Administrator</b>
Print Name _____	Print Name _____	Print Name _____
Signature _____ Date _____	Signature _____ Date _____	Signature _____ Date _____
Telephone Number _____ CMS Userid _____	Title _____ Organization _____	Telephone Number _____
Contract Number _____ Contract Exp. Date _____ or 'Not-to-Exceed' Date _____	Telephone Number _____ CMS Userid _____	Desk Location _____ Organization or Region _____

# **PRIVACY ACT ADVISORY STATEMENT**

## **Privacy Act of 1974, P. L. 93-579**

The information on side 1 of this form is collected and maintained under the authority of Title 5 U.S. Code, Section 552a(e)(10). This information is used for assigning, controlling, tracking, and reporting authorized access to and use of CMS's (formerly HCFA's) computerized information and resources. The Privacy Act prohibits disclosure of information from records protected by the statute, except in limited circumstances.

The information you furnish on this form will be maintained in the Individuals Authorized Access to the Centers for Medicare & Medicaid (CMS) Data Center Systems of Records and may be disclosed as a routine use disclosure under the routine uses established for this system as published at 59 FED. REG. 41329 (08-11-94) and as CMS may establish in the future by publication in the *Federal Register*.

Collection of the Social Security Number (SSN) is authorized by Executive Order 9397. Furnishing the information on this form, including your Social Security Number, is voluntary, but failure to do so may result in delaying the processing of this request.

### **SECURITY REQUIREMENTS FOR USERS OF CMS's COMPUTER SYSTEMS**

CMS (formerly HCFA) uses computer systems that contain sensitive information to carry out its mission. Sensitive information is any information, which the loss, misuse, or unauthorized access to, or modification of could adversely affect the national interest, or the conduct of Federal programs, or the privacy to which individuals are entitled under the Privacy Act. To ensure the security and privacy of sensitive information in Federal computer systems, the Computer Security Act of 1987 requires agencies to identify sensitive computer systems, conduct computer security training, and develop computer security plans. CMS maintains a system of records for use in assigning, controlling, tracking, and reporting authorized access to and use of CMS's computerized information and resources. CMS records all access to its computer systems and conducts routine reviews for unauthorized access to and/or illegal activity.

Anyone with access to CMS Computer Systems containing sensitive information must abide by the following:

- Do not disclose or lend your IDENTIFICATION NUMBER AND/OR PASSWORD to someone else. They are for your use only and serve as your "electronic signature". This means that you may be held responsible for the consequences of unauthorized or illegal transactions.
- Do not browse or use CMS data files for unauthorized or illegal purposes.
- Do not use CMS data files for private gain or to misrepresent yourself or CMS.
- Do not make any disclosure of CMS data that is not specifically authorized.
- Do not duplicate CMS data files, create subfiles of such records, remove or transmit data unless you have been specifically authorized to do so.
- Do not change, delete, or otherwise alter CMS data files unless you have been specifically authorized to do so.
- Do not make copies of data files, with identifiable data, or data that would allow individual identities to be deduced unless you have been specifically authorized to do so.
- Do not intentionally cause corruption or disruption of CMS data files.

A violation of these security requirements could result in termination of systems access privileges and/or disciplinary/adverse action up to and including removal from Federal Service, depending upon the seriousness of the offense. In addition, Federal, State, and/or local laws may provide criminal penalties for any person illegally accessing or using a Government-owned or operated computer system illegally.

If you become aware of any violation of these security requirements or suspect that your identification number or password may have been used by someone else, immediately report that information to your component's Information Systems Security Officer.

---

Signature of User

---

Date

# Instructions for Completing the Application for Access to CMS Computer Systems

**This form is to be completed and submitted whenever the following situations occur:**

- A user **requires access** to a CMS computer system to perform their job duties. (Submit NEW Request)
- A user **changes names**, has a **change in access needs, job duties, or moves to another component**. (Submit CHANGE Request)
- A user receives notice that they must **recertify** their access needs. (Submit RECERTIFY Request)
- A user **retires, resigns, is removed from a contract with CMS**, or for any reason **no longer requires access**. (Submit DELETE Request)

**Section 1: Type of Request** COMPLETE FOR ALL REQUESTS. Check one box indicating type of request, enter name and current CMS UserID in blocks indicated, if using one. A separate form must be submitted for each action desired.

**Section 2: User Information** COMPLETE FOR NEW, CHANGE AND RECERTIFY REQUESTS. Check employee type, and complete blocks a. through h.

CMS Employees - Blocks e., g. and h. may be left blank. If not stationed at CMS Central Office, provide a complete mailing address in block b. and leave block c. blank.

Non-CMS Employees - Block c. may be left blank if not stationed at CMS Central Office. For block h., if your contract number is unknown, obtain it from your Project Officer or your CMS contact person.

**Section 3: Type of Access Required** COMPLETE FOR NEW, CHANGE AND RECERTIFY REQUESTS.

For NEW Requests - Check each type of access required. List the names of all CMS applications you require access to (i.e., OSCAR, CROWD, CAFM, CLIA) in block a., Application(s). For each application, check the appropriate columns to indicate the environment(s) access is needed in, and if remote access is required. **DO NOT USE THIS BLOCK TO ENTER SOFTWARE THAT IS PART OF THE STANDARD CMS WORKSTATION CONFIGURATION; SEE BLOCK D.** Use block b., Subsystems, to request access not specific to particular applications. This block is used to note accesses such as native TSO commands, usually required by system developers. If 'Other' is checked, be sure to specify here and in Section 4, Reason for Request. Non-CMS employees should complete block c., Expected Frequency of Use. If access to a CMS desktop or LAN is required, check your location in block d., CMS Standard Desktop Software/LAN. Checking this box will ensure you have access to all software available on the standard CMS workstation (i.e., Word, Excel, GroupWise, etc.).

For CHANGE Requests - If access needs have changed, enter an 'A' to add, or a 'D' to delete, for each type of access requiring a change. (Most changes in job duties or organizational placement require a change in access needs.) If 'Other' is checked, be sure to specify here and in Section 4, Reason for Request. For name changes only, leave this block blank and go to Section 4.

For RECERTIFY Requests - Check each type of access required to perform your job duties. If additional accesses are required, submit a separate change request. **(Those accesses currently held but not checked will be lost.)** If 'Other' is checked in block 3.b., Subsystems, or block 3.d., CMS Standard Desktop Software/LAN, be sure to specify here and in Section 4, Reason for Request.

**Section 4: Reason for Request** COMPLETE AS REQUIRED.

For NEW Requests - Provide an explanation of what job duties require you to access a CMS computer system. Include applicable project accounting numbers. If 'Other' is checked in block 3.b., Subsystems, or block 3.d., CMS Standard Desktop Software/LAN, specify here.

For CHANGE Requests - Note the nature of the action requiring a change. For name changes, include previous and new names. For organizational changes, include old and new organization names. If 'Other' is checked in block 3.b., Subsystems, or block 3.d., CMS Standard Desktop Software/LAN, specify here.

For RECERTIFY Requests - Provide an explanation of what job duties require you to access a CMS computer system. Include applicable project accounting numbers. If 'Other' is checked in block 3.b., Subsystems, or block 3.d., CMS Standard Desktop Software/LAN, specify here.

For DELETE Requests - Note the nature of the action requiring the removal of accesses.

**Read, sign and date the back of the form. Then obtain signatures for Section 5.**

**Section 5: Authorization** COMPLETE FOR ALL REQUESTS. All requested information must be supplied or noted 'N/A'.

CMS Employees - **Requesting Official:** The immediate supervisor must sign and complete the Requesting Official block. The **RACF Group Administrator** must also sign and complete the signature block where noted. These responsibilities cannot be delegated.

Non-CMS Employees - **Requesting Official:** The Project Officer, if designated, must sign and complete the Requesting Official block. For Medicare Contractors/Intermediaries/Carriers, a designated company contact must sign and complete the Requesting Official block. For others, the CMS Liaison/Contact or ADP Coordinator must sign and complete the Requesting Official block. (IT IS IMPORTANT THAT CONTRACT NUMBER AND EXPIRATION DATE ARE INCLUDED WHERE APPLICABLE. IF ACCESS IS REQUIRED FOR MULTIPLE CONTRACTS, THE NUMBER AND EXPIRATION DATE FOR THE CONTRACT WITH THE LONGEST PERIOD OF PERFORMANCE SHOULD BE USED. IF NO CONTRACTS APPLY, AN APPROPRIATE 'NOT-TO-EXCEED' DATE SHOULD BE NOTED, OR 'N/A' IF INDEFINITE ACCESS IS REQUIRED.) **Approving Official:** The immediate supervisor of the Requesting Official must sign and complete the Approving Official block. For Medicare Contractors/Intermediaries/Carriers, the Consortium Contractor Management Staff member assigned as Contractor Manager for the company must sign and complete the Approving Official block. The **RACF Group Administrator** should note the preferred group for UserID assignment in Section 1. They must also sign and complete the signature block where noted. These responsibilities cannot be delegated.



## **Required Signatures for Applications for Access to CMS Computer Systems**

<b><u>Type of CMS User</u></b>	<b><u>Requesting Official</u></b>	<b><u>Approving Official</u></b>	<b><u>RACF Administrator</u></b>
CMS Employee	Immediate Supervisor	N/A	HQ or Regional GA
State User	RO Coordinator (OSCAR, MDS, OASIS or ASPEN Coordinator) or Project Officer	Division Director*	Regional GA
Medicare Contractor/ Intermediary/Carrier	Company Contact	Consortium Contractor Management Staff Member	Regional GA
Managed Care Organization/ Group Health Plan	Project Officer	Division Director*	HQ GA
Researcher	Project Officer	Division Director*	HQ or Regional GA
Office of Inspector General	OIG Supervisor	OIG Regional GA	HQ GA
Other Federal Agency (Inter/Intra Agency)	System of Records Owner or CMS Liaison or Project Officer or Contact Person	Division Director*	HQ or Regional GA
Contractor (non-Medicare)	Project Officer	Division Director*	HQ or Regional GA
Vendor	Project Officer	Division Director*	HQ or Regional GA
Peer Review Organization Member	Project Officer	Division Director*	HQ or Regional GA
ESRD Network Member	Project Officer	Division Director*	HQ GA

\*When Division Director signature would be redundant or not applicable, first-line supervisor of Requesting Official may sign as Approving Official.